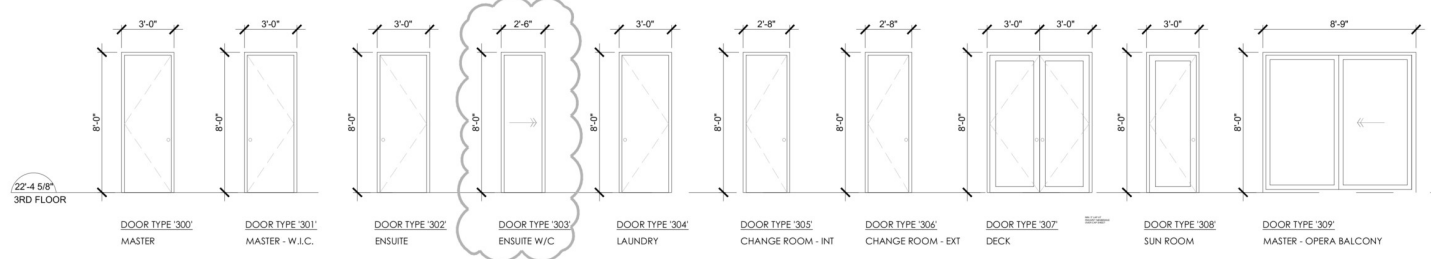


DOOR SCHEDULE

DOOR NO.	ROOM	DOORS										FRAMES				NOTES				
		TYPE	WIDTH	HEIGHT	THICKNESS	MATERIAL	FINISH	LEAF	GLASS	DOUBLE GLAZED	SINGLE GLAZED	SIDE A COLOUR	SIDE B COLOUR	MATERIAL	FINISH		SIDE A COLOUR	SIDE B COLOUR	F.R.R.	HWDR SET
D100	FOYER - FRONT DOOR	100	6'-11 7/8"	8'-0"	1 3/4"	SCW	PT	1	CG	Y	-	-	-	WD	PT	-	-	-	-	-
D101	FOYER - CLOSET	101	3'-0"	8'-0"	1 3/4"	SCW	PT	2	-	-	-	-	-	WD	PT	-	-	-	-	-
D102	DEN	102	3'-0"	8'-0"	1 3/4"	SCW	PT	1	-	-	-	-	-	WD	PT	-	-	-	-	-
D103	DEN - W/C	103	3'-0"	8'-0"	1 3/4"	SCW	PT	1	-	-	-	-	-	WD	PT	-	-	-	-	-
D104	DEN - STORAGE	104	3'-0"	8'-0"	1 3/4"	SCW	PT	1	-	-	-	-	-	WD	PT	-	-	-	-	-
D105	FOYER - GARAGE	105	6'-0"	8'-0"	1 3/4"	SCW	PT	1	-	-	-	-	-	WD	PT	-	-	-	-	-
D106	GARAGE - OH DOOR	106	15'-0"	8'-0"	1 3/4"	FG	-	1	-	-	-	-	-	WD	PT	-	-	-	-	45 MIN
D107	STORAGE - INT	107	6'-0"	8'-0"	1 3/4"	SCW	-	1	-	-	-	-	-	WD	PT	-	-	-	-	-
D108	STORAGE - EXT	108	6'-0"	8'-0"	1 3/4"	SCW	-	1	-	-	-	-	-	WD	PT	-	-	-	-	-
D109	MECH STORAGE	109	6'-0"	8'-0"	1 3/4"	SCW	PT	1	-	-	-	-	-	WD	PT	-	-	-	-	-
D110	POOL STORAGE - EXT	110	6'-0"	8'-0"	1 3/4"	SCW	PT	1	-	-	-	-	-	WD	PT	-	-	-	-	-
D111	GYM	111	6'-0"	8'-0"	1 3/4"	SCW	PT	1	-	-	-	-	-	WD	PT	-	-	-	-	-
D112	POOL - EXT	112	6'-0"	8'-0"	1 3/4"	VLG	PF	4	CG	-	-	-	-	WD	PT	-	-	-	-	-
D113	BATH	113	6'-0"	8'-0"	1 3/4"	SCW	PF	1	-	-	-	-	-	WD	PT	-	-	-	-	-
D114	STORAGE - UNDER STAIRS	114	6'-0"	8'-0"	1 3/4"	SCW	PT	1	-	-	-	-	-	WD	PT	-	-	-	-	-
D115	REC ROOM - POOL	115	6'-0"	8'-0"	1 3/4"	SCW	PT	1	CG	-	-	-	-	WD	PT	-	-	-	-	-
D116	BBQ - EXT	116	6'-0"	8'-0"	1 3/4"	WD	PF	1	CG	-	-	-	-	WD	PT	-	-	-	-	-
D200	PANTRY	200	3'-0"	8'-0"	1 3/4"	SCW	PT	1	-	-	-	-	-	WD	PT	-	-	-	-	-
D201	BROOM CLOSET	201	3'-0"	8'-0"	1 3/4"	SCW	PT	1	-	-	-	-	-	WD	PT	-	-	-	-	-
D202	BEDROOM #2 - CLOSET	202	3'-0"	8'-0"	1 3/4"	SCW	PT	1	-	-	-	-	-	WD	PT	-	-	-	-	-
D203	BEDROOM #2 - CLOSET	203	3'-0"	8'-0"	1 3/4"	SCW	PT	1	-	-	-	-	-	WD	PT	-	-	-	-	-
D204	BEDROOM #2 - ENSUITE	204	3'-0"	8'-0"	1 3/4"	SCW	PT	1	-	-	-	-	-	WD	PT	-	-	-	-	-
D205	BEDROOM #2	205	3'-0"	8'-0"	1 3/4"	SCW	PT	1	-	-	-	-	-	WD	PT	-	-	-	-	-
D206	BATHROOM	206	3'-0"	8'-0"	1 3/4"	SCW	PT	1	-	-	-	-	-	WD	PT	-	-	-	-	-
D207	BEDROOM #3	207	3'-0"	8'-0"	1 3/4"	SCW	PT	1	-	-	-	-	-	WD	PT	-	-	-	-	-
D208	BEDROOM #3 - OPERA BALCONY	208	6'-0"	8'-0"	1 3/4"	VLG	-	2	-	-	-	-	-	WD	PT	-	-	-	-	-
D209	GREAT ROOM - OPERA BALCONY	209	16'-0"	8'-0"	1 3/4"	VLG	-	4	-	-	-	-	-	WD	PT	-	-	-	-	-
D300	MASTER	300	3'-0"	8'-0"	1 3/4"	SCW	PT	1	-	-	-	-	-	WD	PT	-	-	-	-	-
D301	MASTER W.I.C.	301	3'-0"	8'-0"	1 3/4"	SCW	PT	1	-	-	-	-	-	WD	PT	-	-	-	-	-
D302	ENSUITE	302	3'-0"	8'-0"	1 3/4"	SCW	PT	1	-	-	-	-	-	WD	PT	-	-	-	-	-
D303	ENSUITE WIC	303	3'-0"	8'-0"	1 3/4"	SCW	PT	1	-	-	-	-	-	WD	PT	-	-	-	-	-
D304	LAUNDRY	304	3'-0"	8'-0"	1 3/4"	SCW	PT	1	-	-	-	-	-	WD	PT	-	-	-	-	-
D305	CHANGE ROOM - INT	305	2'-6"	8'-0"	1 3/4"	SCW	PF	1	-	-	-	-	-	WD	PT	-	-	-	-	-
D306	CHANGE ROOM - EXT	306	2'-6"	8'-0"	1 3/4"	SCW	PT	1	-	-	-	-	-	WD	PT	-	-	-	-	-
D307	DECK	307	6'-0"	8'-0"	1 3/4"	SCW	PT	2	-	-	-	-	-	WD	PT	-	-	-	-	-
D308	SUN ROOM	308	6'-0"	8'-0"	1 3/4"	SCW	-	1	CG	-	-	-	-	WD	PT	-	-	-	-	-
D309	MASTER - OPERA BALCONY	309	6'-0"	8'-0"	1 3/4"	VLG	-	2	CG	-	-	-	-	WD	PT	-	-	-	-	-

- (3'-6" X 8'-0") Frameless Glass Door W/ WD Frame 1.0 EA
- (5'-0" X 8'-0") SCWD Door W/ WD Frame 1.0 EA
- (3'-0" X 8'-0") SCWD Door W/ WD Frame 14.0 EA
- (2'-8" X 8'-0") SCWD Door W/ WD Frame 5.0 EA
- (16'-0" X 8'-0") Frameless Glass Door W/ WD Frame 1.0 EA
- (4'-0" X 8'-0") SCWD Door W/ WD Frame 1.0 EA
- (3'-0" X 8'-0") Vinyl Laminated Glass Door W/ WD Frame! 1.0 EA
- (2'-6" X 8'-0") SCWD Door W/ WD Frame 8.0 EA
- (16'-0" X 8'-0") SCWD Door W/ WD Frame 1.0 EA
- (6'-0" X 8'-0") SCWD Door W/ WD Frame 1.0 EA
- (8'-9" X 8'-0") Vinyl Laminated Glass Door W/ WD Frame 2.0 EA
- (16'-0" X 8'-0") Vinyl Laminated Glass Door W/ WD Frame 1.0 EA



DOOR SCHEDULE ABBREVIATIONS

MATERIAL:	FINISH:	COLOUR:
AL ALUMINUM	PSI PRESSED STEEL INSULATED	PT PAINTED
CG CLEAR GLASS	RM ROLLING METAL	CF CLEAR FINISH
DWL DIFFUSED WHITE LAMINATE GLASS	SCW SOLID CORE WOOD	ST STAINED
FG FRAMELESS GLASS	SMI SECTIONAL METAL INSULATED	PF PRE-FINISHED
FRFC FIRE RATED CORE	ST STEEL	ANOD ANODIZED
HM HOLLOW METAL	TPG TEMPERED GLASS	
HMI HOLLOW METAL INSULATED	VLG VINYL LAMINATED GLASS	
HCW HOLLOW CORE WOOD	WD WOOD	
MCW MINERAL CORE WOOD	WG WIRE GLASS	
MDF MEDIUM DENSITY FIBREBOARD	WV WOOD VENEER	
FG FIBERGLASS	WWM WELDED WIRE MESH	
PF PREFERRED		
PS PRESSED STEEL		

- GENERAL NOTES:**
- ALL GLAZING TO BE TEMPERED OR LAMINATED SAFETY GLASS UNLESS NOTED OTHERWISE.
 - ALL HARDWARE ON EXIT DOORS TO BE COMMERCIAL/INDUSTRIAL QUALITY.
 - EXIT DOORS MUST BE OPENED FROM THE INSIDE WITHOUT A KEY OR ANY SPECIAL KNOWLEDGE OR EFFORT.
 - WOOD DOORS TO BE COMMERCIAL QUALITY WITH SOLID LUMBER STILE FOR HINGE AND LOCK FIXINGS.
 - ALL DOORS TO BE COMPLETE WITH WALL (PREFERRED) OR FLOOR MOUNTED DOOR STOPS.
 - ALL DIMENSIONS TO BE VERIFIED BY CONTRACTOR ON SITE.

1 DOOR SCHEDULE
A133 Scale: 3/16"=1'-0"

COPYRIGHT RESERVED. THIS PLAN AND DESIGN IS AND AT ALL TIMES REMAINS THE EXCLUSIVE PROPERTY OF MEKLEJOHN ARCHITECTS INC. AND MAY NOT BE USED WITHOUT THE ARCHITECTS' CONSENT.

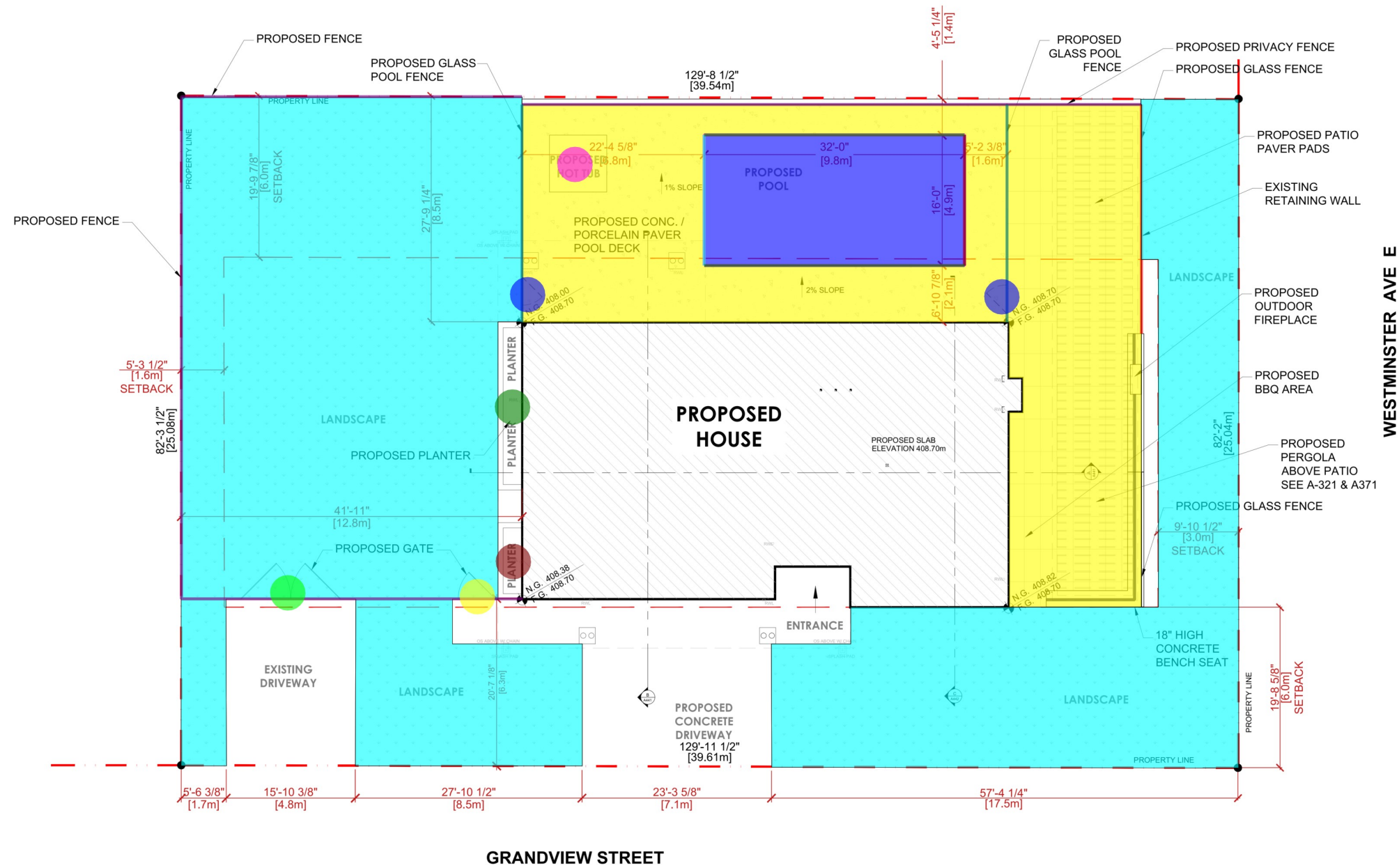
No.	DATE	REVISION
02	2022.04.27	ISSUED FOR BUILDING PERMIT
03	2022.05.12	ISSUED FOR PRICING
04	2022.06.30	RE-ISSUED FOR PRICING
05	2022.07.21	RE-ISSUED FOR BUILDING PERMIT
06	2022.09.03	ISSUED FOR CONSTRUCTION

PROJECT TITLE
JACOBSEN RESIDENCE
201 GRANDVIEW ST, PENTICTON
LOT 3 DISTRICT LOT 188 SIMILKAMEEN
DIVISION YALE DISTRICT PLAN 7640

DRAWING NUMBER
A133
DRAWINGS ARE NOT TO BE SCALED.
ALL DIMENSIONS SHALL BE VERIFIED ON SITE.
DRAWING TITLE
DOOR SCHEDULE

- NOTES:**
- REFER TO DOOR HARDWARE SCHEDULE FOR HARDWARE PACKAGES AND ADDITIONAL INFORMATION.
 - DOOR ACCESS (ELECTRONIC / KEYPAD) CONTROLS TO BE SELECTED AND INSTALLED BY OWNER.
 - ALTERNATES MAY BE INCLUDED AS LONG AS THE MANUFACTURER CAN MATCH PRODUCT CRITERIA.

START DATE	2022.09.03
JOB NO.	21.163
SCALE	AS NOTED
DRAWN	TGM
CHECKED	TC



SITE COVERAGE:

ZONING: R1 LARGE LOT RESIDENTIAL
(201 GRANDVIEW AVE)

FLOOR AREA:	HOUSE:	2,024 SF
TOTAL BUILDING:		2,024 SF
SITE AREA:		10,687 SF
COVERAGE % (proposed):		18.9%
ALLOWED:		40.0%

SETBACKS:

	ALLOWED	PROPOSED
HEIGHT	10.5m [34'-5 3/8"]	10.5m [34'-5 3/8"]
FRONT	6.0m [19'-8 3/8"]	6.3m [20'-7 1/4"]
SIDE (INT)	1.5m [4'-11 3/4"]	12.8m [41'-11"]
SIDE (EXT)	3.0m [9'-10 1/2"]	8.3m [27'-4 5/8"]
REAR	6.0m [19'-8 3/8"]	8.5m [27'-10"]

GRANDVIEW STREET

(6" Thk) Concrete Slab	2088.8 SQ FT
(12" Thk) Pool Concrete Slab	513.5 SQ FT
(18" Wide X 12" Deep) Cont. Concrete Footing	96.1 FT
(48" H X 8" Thk) Foundation Wall	16.0 FT
(96" H X 8" Thk) Foundation Wall	16.0 FT
(60" H X 8" Thk) Foundation Wall	64.0 FT
(24" Wide X 16" H) Concrete Bench	39.9 FT
Privacy Fence @ 5'-6" H	221.7 FT
Glass Pool Fence	53.6 FT
Glass Fence	28.2 FT
(12'-2" X 6'-0") Fence Gate	1.0 EA
(4'-6" X 6'-0") Fence Gate	1.0 EA
(3'-6" X 6'-0") Pool Fence Gate	2.0 EA
(7'-0" X 7'-0") Hot Tube	1.0 EA
Area	4827.2 SQ FT
(3'-0" X 9'-4" X 24" H) Planter	1.0 EA
(3'-0" X 20'-8" X 24" H) Planter	1.0 EA

SITE LEGEND

	PROPERTY LINE
	CENTRE OF ROAD
	ELECTRICAL
	GAS
	WATER
	SEWER
	STORM
	CABLE / INTERNET
	FIRE HYDRANT
	BUILDING ENTRANCE ENTRANCE/EXIT
	SIAMESE CONNECTION
	N.G. - NATURAL GRADE
	F.G. - FINISHED GRADE

COPYRIGHT RESERVED. THIS PLAN AND DESIGN IS AND AT ALL TIMES REMAINS THE EXCLUSIVE PROPERTY OF MEKLEJOHN ARCHITECTS INC. AND MAY NOT BE USED WITHOUT THE ARCHITECTS' CONSENT.

No.	DATE	REVISION
02	2022.04.27	ISSUED FOR BUILDING PERMIT
03	2022.05.12	ISSUED FOR PRICING
04	2022.06.30	RE-ISSUED FOR PRICING
05	2022.07.21	RE-ISSUED FOR BUILDING PERMIT
06	2022.09.03	ISSUED FOR CONSTRUCTION

PROJECT TITLE
JACOBSEN RESIDENCE

201 GRANDVIEW ST, PENTICTON
LOT 3 DISTRICT LOT 188 SIMILKAMEEN
DIVISION YALE DISTRICT PLAN 7640

DRAWING NUMBER

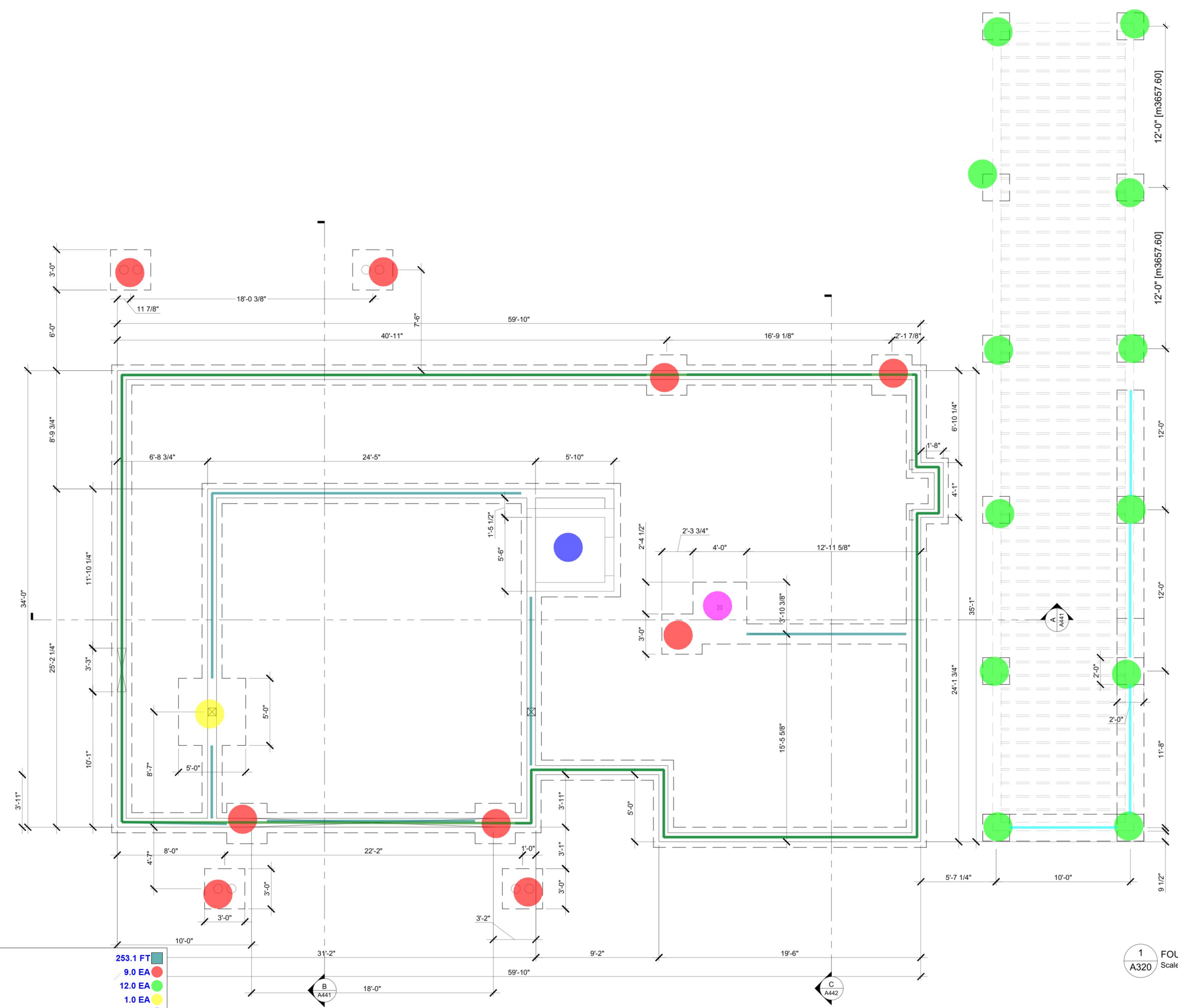
A203

DRAWINGS ARE NOT TO BE SCALED.
ALL DIMENSIONS SHALL BE VERIFIED ON SITE

DRAWING TITLE

SITE PLAN

START DATE	2022.09.03
JOB NO.	21.163
SCALE	AS NOTED
DRAWN	TGM
CHECKED	TC



- (18" Wide X 12" Deep) Cont. Concrete Footing 253.1 FT
- (36" X 36" X 12") Concrete Pad Footing 9.0 EA
- (24" X 24" X 12") Concrete Pad Footing 12.0 EA
- (60" X 60" X 12") Concrete Pad Footing 1.0 EA
- (8'-6" X 7'-6" X 24") Concrete Pad Footing 1.0 EA
- (48" X 48" X 12") Concrete Pad Footing 1.0 EA
- (24" Wide X 12" Deep) Cont. Concrete Footing 35.6 FT
- (8" Thk X 30" H) Concrete Foundation Wall 198.4 FT

1 FOUNDATION PLAN
 Scale: 1/4"=1'-0"

COPYRIGHT RESERVED. THIS PLAN AND DESIGN IS AND AT ALL TIMES REMAINS THE EXCLUSIVE PROPERTY OF MEIKLEJOHN ARCHITECTS INC. AND MAY NOT BE USED WITHOUT THE ARCHITECT'S CONSENT.

No.	DATE	REVISION
02	2022.04.27	ISSUED FOR BUILDING PERMIT
03	2022.05.12	ISSUED FOR PRICING
04	2022.06.30	RE-ISSUED FOR PRICING
05	2022.07.21	RE-ISSUED FOR BUILDING PERMIT
06	2022.09.03	ISSUED FOR CONSTRUCTION

PROJECT TITLE
JACOBSEN RESIDENCE
 201 GRANDVIEW ST, PENTICTON
 LOT 3 DISTRICT LOT 188 SIMILKAMEEN
 DIVISION YALE DISTRICT PLAN 7640

DRAWING NUMBER
A320


DRAWINGS ARE NOT TO BE SCALED.
 ALL DIMENSIONS SHALL BE VERIFIED ON SITE.

DRAWING TITLE
FOUNDATION PLAN

START DATE	2022.09.03
JOB NO.	21.163
SCALE	AS NOTED
DRAWN	TGM
CHECKED	TC

SYMBOL LEGEND		
SYMBOL	DESCRIPTION	MOUNTING
●	2" Ø RECESSED POTLIGHT	CEILING/AS NOTED
●	4" Ø RECESSED POTLIGHT	CEILING
□	SURFACE MOUNTED LUMINAIRE	CEILING
□	SURFACE MOUNTED LUMINAIRE	WALL
—	LED STRIP LIGHTING	AS NOTED
□	SURFACE MOUNTED LUMINAIRE	CEILING

GROUND FLOOR - 1482 SF
GARAGE +540 SF
TOTAL 2022 SF



1 MAIN FLOOR PLAN
Scale: 1/4"=1'-0"

COPYRIGHT RESERVED. THIS PLAN AND DESIGN IS AND AT ALL TIMES REMAINS THE EXCLUSIVE PROPERTY OF MEIKLEJOHN ARCHITECTS INC. AND MAY NOT BE USED WITHOUT THE ARCHITECT'S CONSENT.

No.	DATE	REVISION
02	2022.04.27	ISSUED FOR BUILDING PERMIT
03	2022.05.12	ISSUED FOR PRICING
04	2022.06.30	RE-ISSUED FOR PRICING
05	2022.07.21	RE-ISSUED FOR BUILDING PERMIT
06	2022.09.03	ISSUED FOR CONSTRUCTION

PROJECT TITLE
JACOBSEN RESIDENCE

201 GRANDVIEW ST, PENTICTON
LOT 3 DISTRICT LOT 188 SIMILKAMEEN
DIVISION YALE DISTRICT PLAN 7640

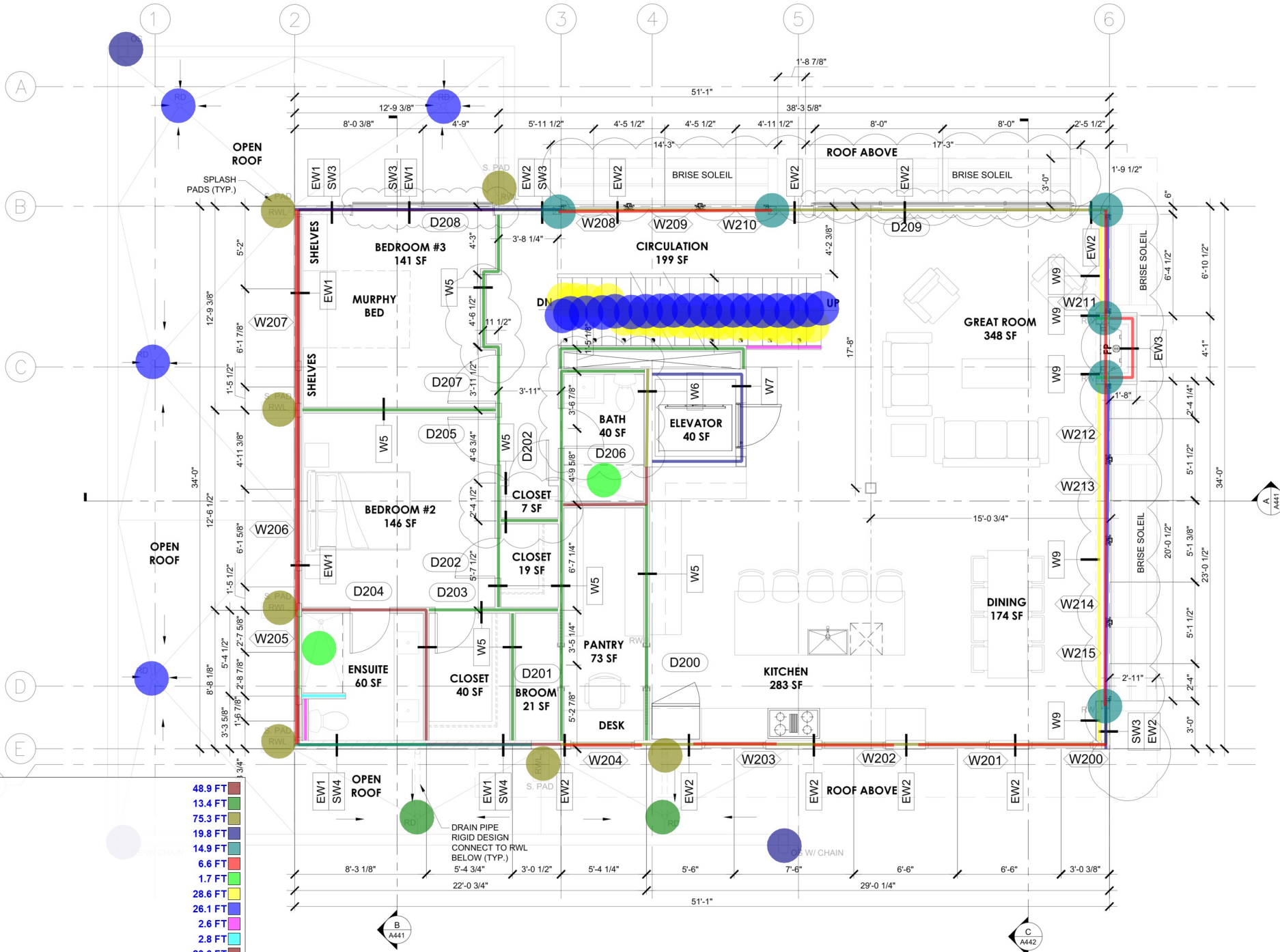
DRAWING NUMBER
A321

DRAWINGS ARE NOT TO BE SCALED.
ALL DIMENSIONS SHALL BE VERIFIED ON SITE.

DRAWING TITLE
GROUND FLOOR PLAN

START DATE	2022.09.03
JOB NO.	21.163
SCALE	AS NOTED
DRAWN	TGM
CHECKED	TC

SYMBOL LEGEND		
SYMBOL	DESCRIPTION	MOUNTING
•	2" Ø RECESSED POTLIGHT	CEILING/AS NOTED
•	4" Ø RECESSED POTLIGHT	CEILING
□	SURFACE MOUNTED LUMINAIRE	CEILING
□	SURFACE MOUNTED LUMINAIRE	WALL
—	LED STRIP LIGHTING	AS NOTED
□	SURFACE MOUNTED LUMINAIRE	CEILING



- Exterior Wall EW1 (9'-10" H)
- Exterior Wall EW1 (9'-10" H) 1GB
- Exterior Wall EW2 (9'-10" H)
- Shear Wall SW3 (9'-10" H)
- Shear Wall SW4 (9'-10" H)
- Exterior Wall EW3 (9'-10" H)
- Interior Wall W9 (9'-10" H)
- Interior Wall W9 (2'-0" H)
- Exterior Wall EW2 (2'-0" H)
- Interior Wall W8 (9'-10" H) 1GB
- Interior Wall W5 (9'-10" H) 2GB
- Interior Wall W5 (9'-10" H) 1GB
- Interior Wall W5 (9'-10" H)
- Interior Wall W6 (9'-10" H) 1GB
- Interior Wall W7 (9'-10" H)
- RD (Shade)
- Roof Drain
- (12" X 24") Splash Pad
- Overflow Scupper
- (11" Deep X 4'-3" Wide) Stairs
- (7" H X 4'-3" Wide) Stairs
- (36" H) Glass Railing W/ Wooden Handrail Cap
- (30" X 60") Shower Pan
- (6 X 6) Wooden Post @ 9'-10" H
- 3 (2 x 6) Header

48.9 FT	13.4 FT	75.3 FT	19.8 FT	14.9 FT	6.6 FT	1.7 FT	28.6 FT	26.1 FT	2.6 FT	2.8 FT	23.6 FT	115.5 FT	6.2 FT	16.7 FT	2.0 EA	4.0 EA	7.0 EA	3.0 EA	18.0 EA	19.0 EA	4.7 FT	2.0 EA	6.0 EA	105.0 FT	
2ND FLOOR																									
SF																									

1 SECOND FLOOR PLAN
A322 Scale: 1/4"=1'-0"

COPYRIGHT RESERVED. THIS PLAN AND DESIGN IS AND AT ALL TIMES REMAINS THE EXCLUSIVE PROPERTY OF MEKLEJOHN ARCHITECTS INC. AND MAY NOT BE USED WITHOUT THE ARCHITECTS' CONSENT.

No.	DATE	REVISION
02	2022.04.27	ISSUED FOR BUILDING PERMIT
03	2022.05.12	ISSUED FOR PRICING
04	2022.06.30	RE-ISSUED FOR PRICING
05	2022.07.21	RE-ISSUED FOR BUILDING PERMIT
06	2022.09.03	ISSUED FOR CONSTRUCTION

PROJECT TITLE
JACOBSEN RESIDENCE

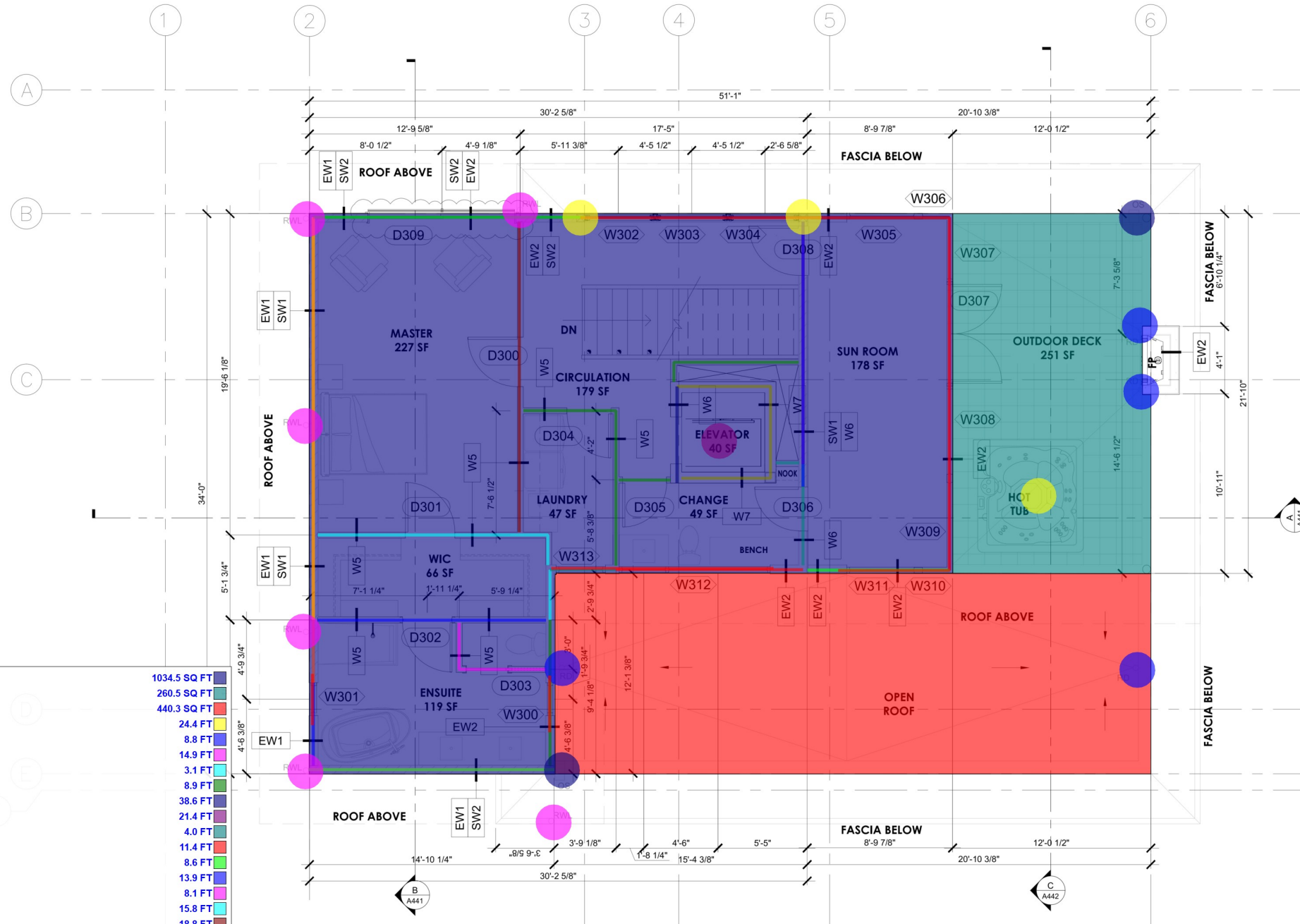
201 GRANDVIEW ST, PENTICTON
LOT 3 DISTRICT LOT 188 SIMILKAMEEN
DIVISION YALE DISTRICT PLAN 7640

DRAWING NUMBER
A322

DRAWING TITLE
SECOND FLOOR PLAN

START DATE	2022.09.03
JOB NO.	21.163
SCALE	AS NOTED
DRAWN	TGM
CHECKED	TC

SYMBOL LEGEND		
SYMBOL	DESCRIPTION	MOUNTING
•	2" Ø RECESSED POTLIGHT	CEILING/AS NOTED
•	4" Ø RECESSED POTLIGHT	CEILING
□	SURFACE MOUNTED LUMINAIRE	CEILING
□	SURFACE MOUNTED LUMINAIRE	WALL
—	LED STRIP LIGHTING	AS NOTED
□	SURFACE MOUNTED LUMINAIRE	CEILING



F2- Interior Structural Flooring	1034.5 SQ FT
R1- Roof Type	260.5 SQ FT
R2- Roof Type	440.3 SQ FT
Exterior Wall EW1 (8'-1" H)	24.4 FT
Exterior Wall EW1 (8'-1" H) 1GB	8.8 FT
Exterior Wall EW1 (8'-3" H) 1GB	14.9 FT
Exterior Wall EW2 (8'-6" H)	3.1 FT
Exterior Wall EW2 (8'-6" H) 1GB	8.9 FT
Exterior Wall EW2 (9'-4" H)	38.6 FT
Exterior Wall EW2 (10'-6" H)	21.4 FT
Exterior Wall EW2 (8'-8" H)	4.0 FT
Exterior Wall EW2 (9'-8" H) 1GB	11.4 FT
Exterior Wall EW2 (9'-8" H)	8.6 FT
Interior Wall W5 (8'-3" H) 1GB	13.9 FT
Interior Wall W5 (8'-3" H) 2GB	8.1 FT
Interior Wall W5 (8'-3" H)	15.8 FT
Interior Wall W5 (8'-6" H)	18.8 FT
Interior Wall W5 (8'-9" H)	26.9 FT
Interior Wall W7 (9'-0" H)	16.7 FT
Interior Wall W6 (9'-0" H)	5.9 FT
Interior Wall W6 (9'-2" H)	14.7 FT
Interior Wall W6 (9'-2" H) 1GB	7.5 FT
Shear Wall SW2 (8'-3" H)	31.4 FT
Shear Wall SW1 (8'-1" H)	28.2 FT
Shear Wall SW2 (9'-2" H)	16.1 FT
Roof Drain	4.0 EA
Rain Water Leader	6.0 EA
Overflow Scupper	2.0 EA
(5'-0" X 4'-10") Elevator	1.0 EA
(6'-10" X 6'-4") Hot Tub	1.0 EA
3 (2 x 6) Header	70.6 FT
(6 X 6) Wooden Post @ 9'-0" H	2.0 EA

THIRD FLOOR
310 SF

1 THIRD FLOOR PLAN
A323 Scale: 1/4"=1'-0"

COPYRIGHT RESERVED. THIS PLAN AND DESIGN IS AND AT ALL TIMES REMAINS THE EXCLUSIVE PROPERTY OF MEKLEJOHN ARCHITECTS INC. AND MAY NOT BE USED WITHOUT THE ARCHITECTS' CONSENT.

No.	DATE	REVISION
02	2022.04.27	ISSUED FOR BUILDING PERMIT
03	2022.05.12	ISSUED FOR PRICING
04	2022.06.30	RE-ISSUED FOR PRICING
05	2022.07.21	RE-ISSUED FOR BUILDING PERMIT
06	2022.09.03	ISSUED FOR CONSTRUCTION

PROJECT TITLE
JACOBSEN RESIDENCE


201 GRANDVIEW ST, PENTICTON
LOT 3 DISTRICT LOT 188 SIMILKAMEEN
DIVISION YALE DISTRICT PLAN 7640

DRAWING NUMBER
A323

DRAWINGS ARE NOT TO BE SCALED.
ALL DIMENSIONS SHALL BE VERIFIED ON SITE.

DRAWING TITLE
THIRD FLOOR PLAN

START DATE	2022.09.03
JOB NO.	21.163
SCALE	AS NOTED
DRAWN	TGM
CHECKED	TC



 Standing Seam Metal Roofing	1840.7 SQ FT
 Wall Type EW2 (3'-6" H)	10.5 FT

1 ROOF PLAN
 A324 Scale: 1/4"=1'-0"

COPYRIGHT RESERVED. THIS PLAN AND DESIGN IS AND AT ALL TIMES REMAINS THE EXCLUSIVE PROPERTY OF MEKLEJOHN ARCHITECTS INC. AND MAY NOT BE USED WITHOUT THE ARCHITECTS' CONSENT.

No.	DATE	REVISION
02	2022.04.27	ISSUED FOR BUILDING PERMIT
03	2022.05.12	ISSUED FOR PRICING
04	2022.06.30	RE-ISSUED FOR PRICING
05	2022.07.21	RE-ISSUED FOR BUILDING PERMIT
06	2022.09.03	ISSUED FOR CONSTRUCTION
...
...
...

PROJECT TITLE
JACOBSEN RESIDENCE
 201 GRANDVIEW ST, PENTICTON
 LOT 3 DISTRICT LOT 188 SIMILKAMEEN
 DIVISION YALE DISTRICT PLAN 7640

DRAWING NUMBER
A324

DRAWINGS ARE NOT TO BE SCALED.
 ALL DIMENSIONS SHALL BE VERIFIED ON SITE.

DRAWING TITLE
ROOF PLAN

START DATE	2022.09.03
JOB NO.	21.163
SCALE	AS NOTED
DRAWN	TGM
CHECKED	TC

- FL1- Sealed Concrete 777.1 SQ FT
- FL2- (47" X 98") Porcelain Tile 927.6 SQ FT
- FL3- (23" X 23") Porcelain Tile 66.4 SQ FT
- FL4- (12" X 12") Mosaic Tile 12.5 SQ FT
- FL7- (12" X 24") Outdoor Paver Porcelain Tile 2030.9 SQ FT
- B1- 6" MDF Primed Baseboard 240.7 FT
- Paint on Wall PT2 @ 10'-1" H 400.4 FT
- Paint on Wall PT2 @ 9'-1" H 12.0 FT



- NOTES:**
- 1 - FOR UNSPECIFIED FINISHES, REFER TO A100.
 - 2 - ALL CONCRETE FLOORING FINISHES TO BE SLAB ON GRADE UNLESS NOTED OTHERWISE.
 - 3 - OUTDOOR PAVERS TO BE FLUSH WITH THE INTERIOR FINISHED FLOOR TO MINIMIZE CURB.
 - 4 - ALL STAIR TREADS & NOSING TO BE THE SAME FLOORING MATERIAL AS FL5.

1 ENLARGED FLOOR PLAN - GROUND
 ID341 Scale: 1/4"=1'-0"

COPYRIGHT RESERVED. THIS PLAN AND DESIGN IS AND AT ALL TIMES REMAINS THE EXCLUSIVE PROPERTY OF MEIKLEJOHN ARCHITECTS INC AND MAY NOT BE USED WITHOUT THE ARCHITECTS' CONSENT.

No.	DATE	REVISION
02	2022.04.27	ISSUED FOR BUILDING PERMIT
03	2022.05.12	ISSUED FOR PRICING
04	2022.06.30	RE-ISSUED FOR PRICING
05	2022.07.21	RE-ISSUED FOR BUILDING PERMIT
06	2022.08.02	ISSUED FOR CONSTRUCTION
...
...
...

PROJECT TITLE
JACOBSEN RESIDENCE
 201 GRANDVIEW ST, PENTICTON
 LOT 3 DISTRICT LOT 188 SIMILKAMEEN
 DIVISION YALE DISTRICT PLAN 7640

DRAWING NUMBER
ID341

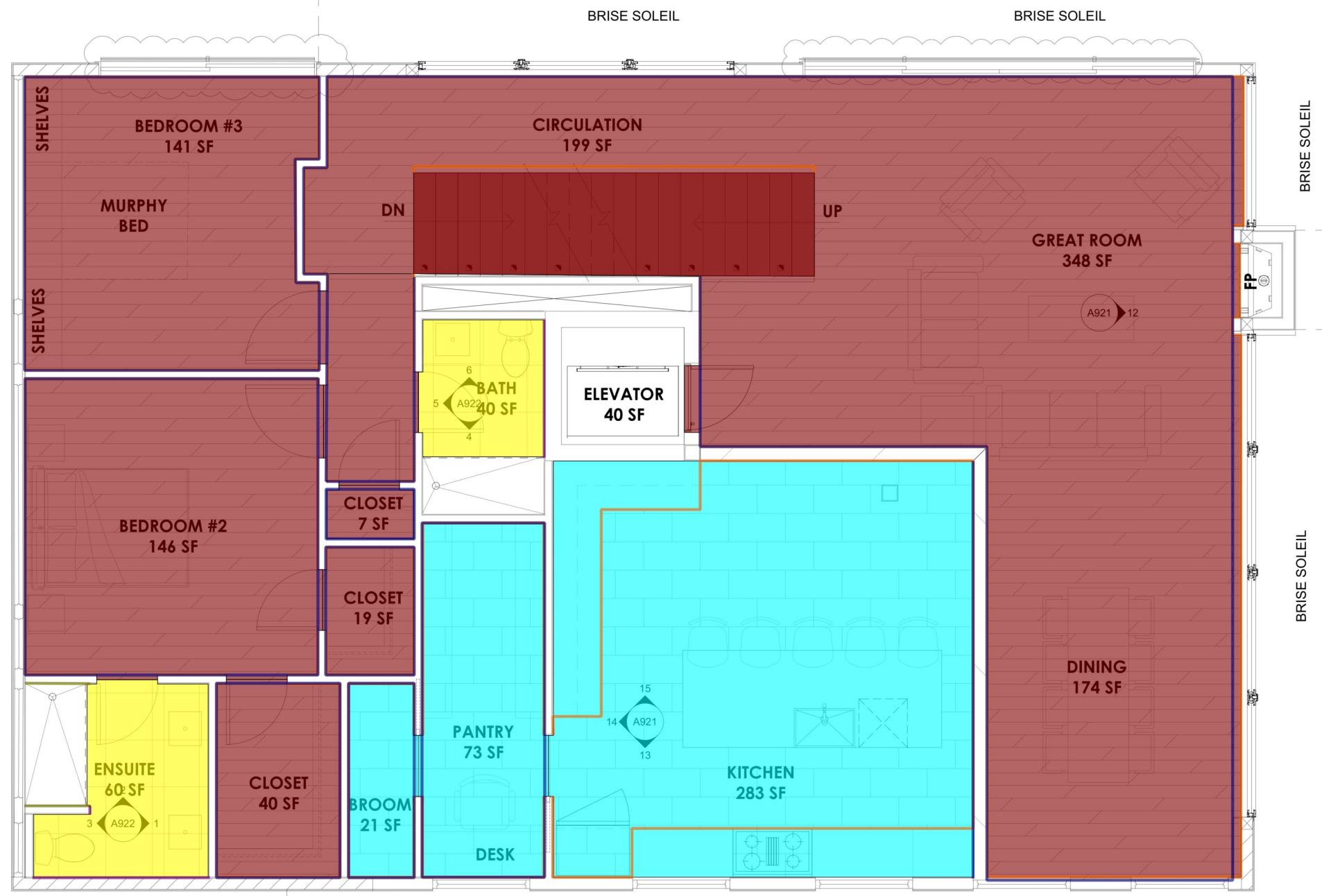
DRAWINGS ARE NOT TO BE SCALED.
 ALL DIMENSIONS SHALL BE VERIFIED ON SITE.

DRAWING TITLE
ENLARGED FLOOR PLAN - GROUND

START DATE	2022.03.07
JOB NO.	21.163
SCALE	AS NOTED
DRAWN	-
CHECKED	-

OPEN ROOF

ROOF ABOVE



FL6- (12" X 24") Porcelain Tile	392.0 SQ FT
FL5- 8" Hardwood Flooring	1113.2 SQ FT
FL3- (23" X 23") Porcelain Tile	74.3 SQ FT
B1- 6" MDF Primed Baseboard	395.7 FT
Wall Tile T1 @ 9'-10" H	5.4 FT
Paint on Wall PT2 @ 9'-10" H	379.7 FT
Paint on Wall PT3 @ 9'-10" H	13.3 FT

1 ENLARGED FLOOR PLAN - SECOND
 ID343 Scale: 3/8"=1'-0"

COPYRIGHT RESERVED. THIS PLAN AND DESIGN IS AND AT ALL TIMES REMAINS THE EXCLUSIVE PROPERTY OF MEIKLEJOHN ARCHITECTS INC AND MAY NOT BE USED WITHOUT THE ARCHITECTS' CONSENT.

No.	DATE	REVISION
02	2022.04.27	ISSUED FOR BUILDING PERMIT
03	2022.05.12	ISSUED FOR PRICING
04	2022.06.30	RE-ISSUED FOR PRICING
05	2022.07.21	RE-ISSUED FOR BUILDING PERMIT
06	2022.08.02	ISSUED FOR CONSTRUCTION
...

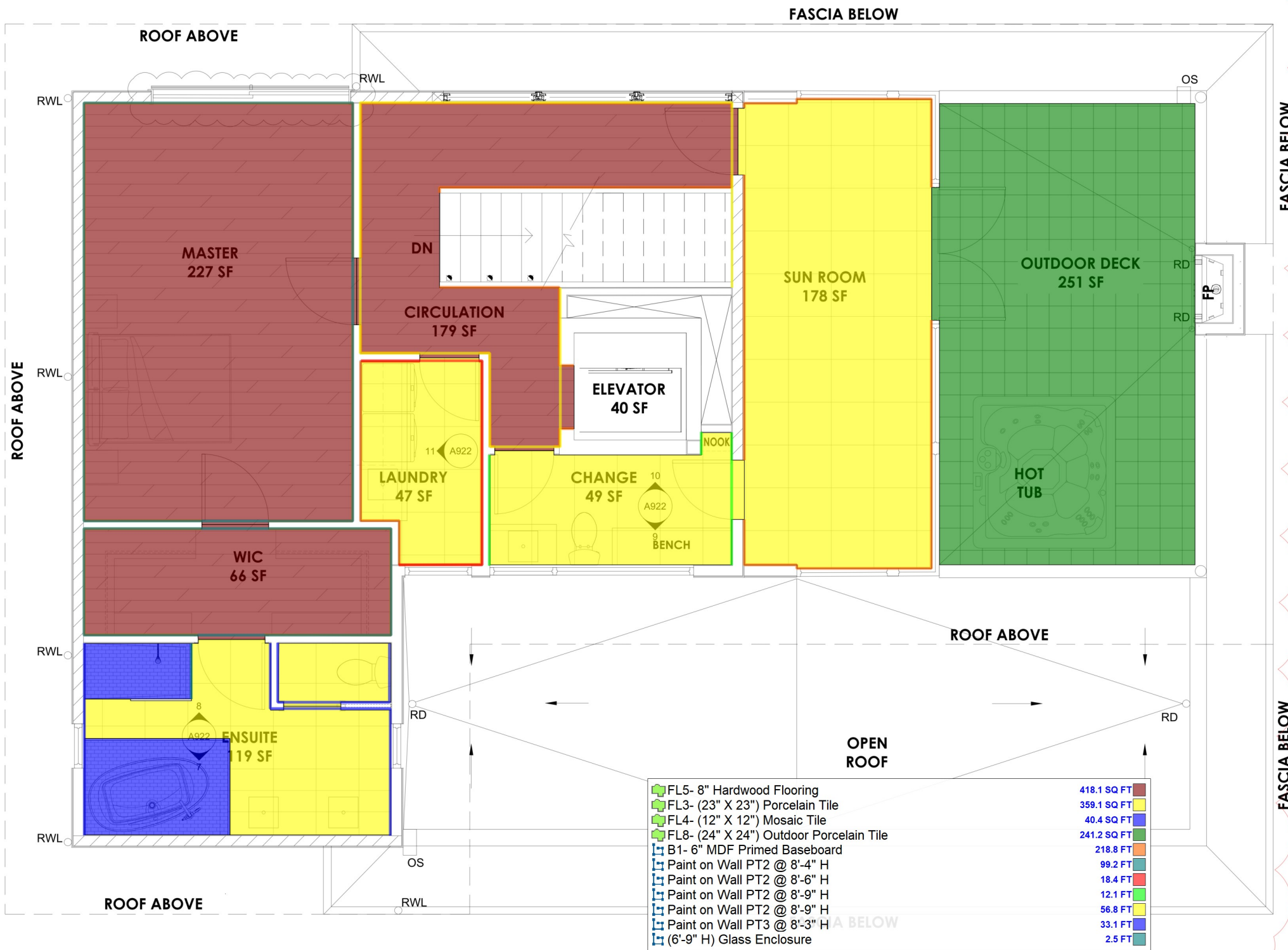
PROJECT TITLE
JACOBSEN RESIDENCE
 201 GRANDVIEW ST, PENTICTON
 LOT 3 DISTRICT LOT 188 SIMILKAMEEN
 DIVISION YALE DISTRICT PLAN 7640

DRAWING NUMBER
ID342

DRAWINGS ARE NOT TO BE SCALED.
 ALL DIMENSIONS SHALL BE VERIFIED ON SITE.
 DRAWING TITLE

ENLARGED FLOOR PLAN - SECOND

START DATE	2022.03.07
JOB NO.	21.163
SCALE	AS NOTED
DRAWN	-
CHECKED	-



1 ENLARGED FLOOR PLAN - THIRD
 ID343 Scale: 3/8"=1'-0"

COPYRIGHT RESERVED. THIS PLAN AND DESIGN IS AND AT ALL TIMES REMAINS THE EXCLUSIVE PROPERTY OF MEIKLEJOHN ARCHITECTS INC AND MAY NOT BE USED WITHOUT THE ARCHITECTS' CONSENT.

No.	DATE	REVISION
02	2022.04.27	ISSUED FOR BUILDING PERMIT
03	2022.05.12	ISSUED FOR PRICING
04	2022.06.30	RE-ISSUED FOR PRICING
05	2022.07.21	RE-ISSUED FOR BUILDING PERMIT
06	2022.08.02	ISSUED FOR CONSTRUCTION
...
...
...

PROJECT TITLE
JACOBSEN RESIDENCE
 201 GRANDVIEW ST, PENTICTON
 LOT 3 DISTRICT LOT 188 SIMILKAMEEN
 DIVISION YALE DISTRICT PLAN 7640




DRAWING NUMBER
ID343





















DRAWINGS ARE NOT TO BE SCALED.
 ALL DIMENSIONS SHALL BE VERIFIED ON SITE.
 DRAWING TITLE

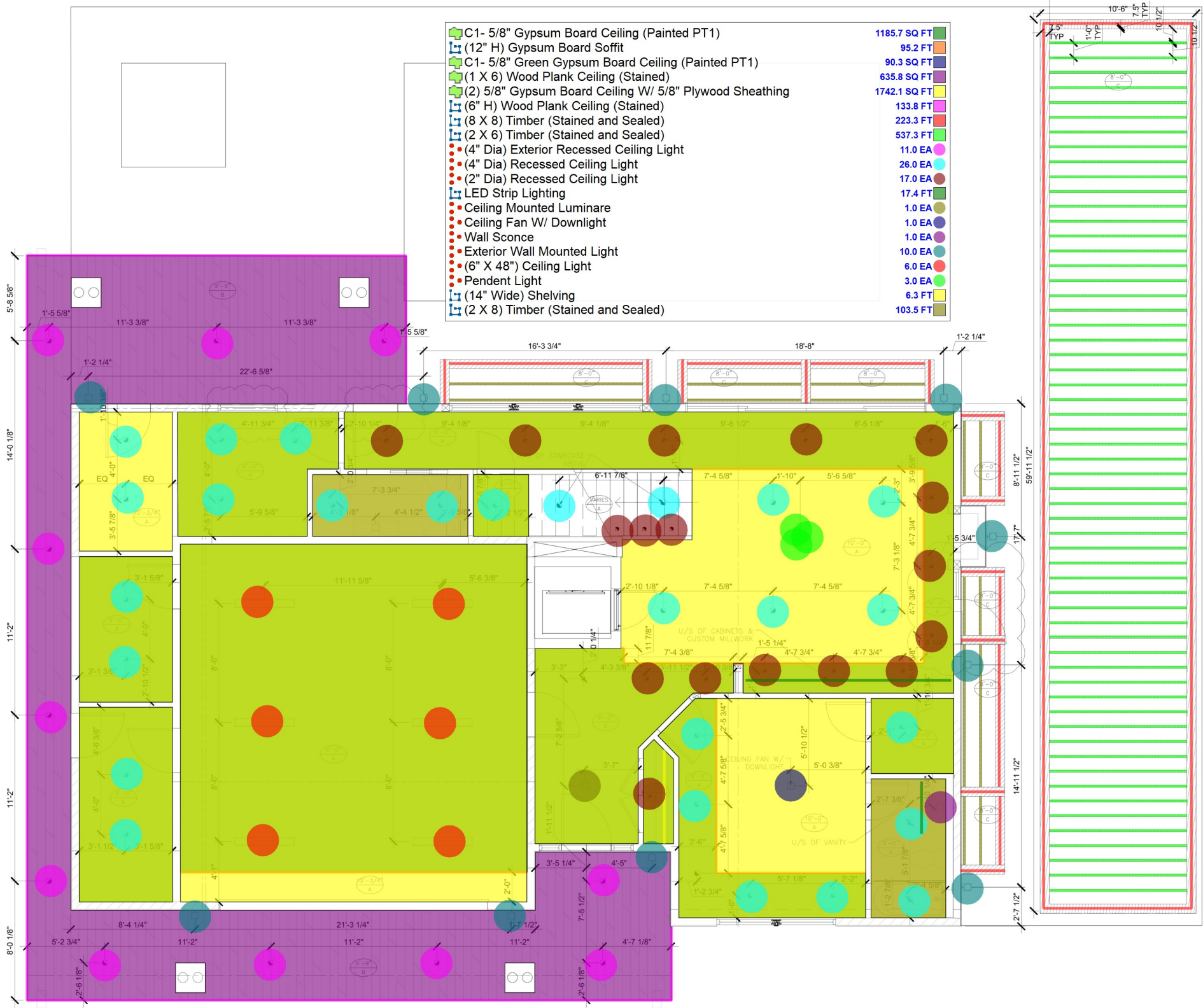
ENLARGED FLOOR PLAN - THIRD

START DATE	2022.03.07
JOB NO.	21.163
SCALE	AS NOTED
DRAWN	-
CHECKED	-

SYMBOL LEGEND		
SYMBOL	DESCRIPTION	MOUNTING
●	2" Ø RECESSED POTLIGHT	CEILING/AS NOTED
●	4" Ø RECESSED POTLIGHT	CEILING
○	SURFACE MOUNTED LUMINAIRE	CEILING
○	SURFACE MOUNTED LUMINAIRE	WALL
—	LED STRIP LIGHTING	AS NOTED
○	SURFACE MOUNTED LUMINAIRE	CEILING

-  CEILING TYPE A
GYPSUM BOARD
PAINTED WHITE, PT1
-  CEILING TYPE B
1X6 WOOD PLANKING
STAINED
-  CEILING TYPE C
WOOD PERGOLA (STRUCTURAL)
STAINED

-  C1- 5/8" Gypsum Board Ceiling (Painted PT1) **1185.7 SQ FT**
-  (12" H) Gypsum Board Soffit **95.2 FT**
-  C1- 5/8" Green Gypsum Board Ceiling (Painted PT1) **90.3 SQ FT**
-  (1 X 6) Wood Plank Ceiling (Stained) **635.8 SQ FT**
-  (2) 5/8" Gypsum Board Ceiling W/ 5/8" Plywood Sheathing **1742.1 SQ FT**
-  (6" H) Wood Plank Ceiling (Stained) **133.8 FT**
-  (8 X 8) Timber (Stained and Sealed) **223.3 FT**
-  (2 X 6) Timber (Stained and Sealed) **537.3 FT**
-  (4" Dia) Exterior Recessed Ceiling Light **11.0 EA**
-  (4" Dia) Recessed Ceiling Light **26.0 EA**
-  (2" Dia) Recessed Ceiling Light **17.0 EA**
-  LED Strip Lighting **17.4 FT**
-  Ceiling Mounted Luminaire **1.0 EA**
-  Ceiling Fan W/ Downlight **1.0 EA**
-  Wall Sconce **1.0 EA**
-  Exterior Wall Mounted Light **10.0 EA**
-  (6" X 48") Ceiling Light **6.0 EA**
-  Pendant Light **3.0 EA**
-  (14" Wide) Shelving **6.3 FT**
-  (2 X 8) Timber (Stained and Sealed) **103.5 FT**



- NOTES:
- REFER TO STRUCTURAL DOCUMENTATION IN CONJUNCTION WITH ARCHITECTURAL PLANS.
 - DRAWINGS TO BE READ IN CONJUNCTION WITH CONSULTANT DOCUMENTATION.
 - FIXTURE SELECTION TO BE CONFIRMED WITH CLIENT AND ARCHITECT FOR PRICING
 - REFER TO ARCHITECTURAL PLANS AND DWG 4/A923 FOR LIGHTING PLACEMENT REFERENCE ON STAIR TREADS & NOSING.

1 MAIN FLOOR PLAN
A371 Scale: 1/4"=1'-0"

COPYRIGHT RESERVED. THIS PLAN AND DESIGN IS AND AT ALL TIMES REMAINS THE EXCLUSIVE PROPERTY OF MEIKLEJOHN ARCHITECTS INC. AND MAY NOT BE USED WITHOUT THE ARCHITECT'S CONSENT.

No.	DATE	REVISION
02	2022.04.27	ISSUED FOR BUILDING PERMIT
03	2022.05.12	ISSUED FOR PRICING
04	2022.06.30	RE-ISSUED FOR PRICING
05	2022.07.21	RE-ISSUED FOR BUILDING PERMIT
06	2022.09.02	ISSUED FOR CONSTRUCTION




PROJECT TITLE
JACOBSEN RESIDENCE
201 GRANDVIEW ST, PENTICTON
LOT 3 DISTRICT LOT 188 SIMILKAMEEN
DIVISION YALE DISTRICT PLAN 7640

DRAWING NUMBER
A371
















DRAWING TITLE
**RCP
GROUND FLOOR**

START DATE	2022.03.07
JOB NO.	21.163
SCALE	AS NOTED
DRAWN	-
CHECKED	-

SYMBOL LEGEND		
SYMBOL	DESCRIPTION	MOUNTING
●	2" Ø RECESSED POTLIGHT	CEILING/AS NOTED
●	4" Ø RECESSED POTLIGHT	CEILING
○	SURFACE MOUNTED LUMINAIRE	CEILING
○	SURFACE MOUNTED LUMINAIRE	WALL
—	LED STRIP LIGHTING	AS NOTED
▭	SURFACE MOUNTED LUMINAIRE	CEILING

-  CEILING TYPE A
GYPSUM BOARD
PAINTED WHITE, PT1
-  CEILING TYPE B
1X6 WOOD PLANKING
STAINED
-  CEILING TYPE C
WOOD PERGOLA (STRUCTURAL)
STAINED



 C1- 5/8" Gypsum Board Ceiling (Painted PT1)	276.8 SQ FT
 (10" H) Gypsum Board Soffit	45.0 FT
 (8" H) Gypsum Board Soffit	21.7 FT
 (1 X 6) Wood Plank Ceiling (Stained)	341.1 SQ FT
 (2) 5/8" Gypsum Board Ceiling W/ 5/8" Plywood Sheathing	1418.4 SQ FT
 (2) 5/8" Green Gypsum Board Ceiling W/ 5/8" Plywood Sheathing	58.6 SQ FT
 (6" H) Wood Plank Ceiling (Stained)	128.8 FT
 Wall Sconce	3.0 EA
 (4" Dia) Recessed Ceiling Light	40.0 EA
 (2" Dia) Recessed Ceiling Light	17.0 EA
 Pendant Light	4.0 EA
 Ceiling Fan W/ Downlight	2.0 EA
 (4" Dia) Exterior Recessed Ceiling Light	15.0 EA
 (14" Wide) Shelving	36.0 FT
 Shelving Rod	18.4 FT

NOTES:

- 1 - REFER TO STRUCTURAL DOCUMENTATION IN CONJUNCTION WITH ARCHITECTURAL PLANS.
- 2 - DRAWINGS TO BE READ IN CONJUNCTION WITH CONSULTANT DOCUMENTATION.
- 3 - FIXTURE SELECTION TO BE CONFIRMED WITH CLIENT AND ARCHITECT FOR PRICING
- 4 - REFER TO ARCHITECTURAL PLANS AND DWG 4/A923 FOR LIGHTING PLACEMENT REFERENCE ON STAIR TREADS & NOSING.

COPYRIGHT RESERVED. THIS PLAN AND DESIGN IS AND AT ALL TIMES REMAINS THE EXCLUSIVE PROPERTY OF MEIKLEJOHN ARCHITECTS INC. AND MAY NOT BE USED WITHOUT THE ARCHITECTS' CONSENT.

No.	DATE	REVISION
02	2022.04.27	ISSUED FOR BUILDING PERMIT
03	2022.05.12	ISSUED FOR PRICING
04	2022.06.30	RE-ISSUED FOR PRICING
05	2022.07.21	RE-ISSUED FOR BUILDING PERMIT
06	2022.09.02	ISSUED FOR CONSTRUCTION

PROJECT TITLE
JACOBSEN RESIDENCE

201 GRANDVIEW ST, PENTICTON
LOT 3 DISTRICT LOT 188 SIMILKAMEEN
DIVISION YALE DISTRICT PLAN 7640

DRAWING NUMBER

A372

DRAWINGS ARE NOT TO BE SCALED.
ALL DIMENSIONS SHALL BE VERIFIED ON SITE




DRAWING TITLE














RCP SECOND FLOOR

1 SECOND FLOOR PLAN
A372 Scale: 1/4"=1'-0"

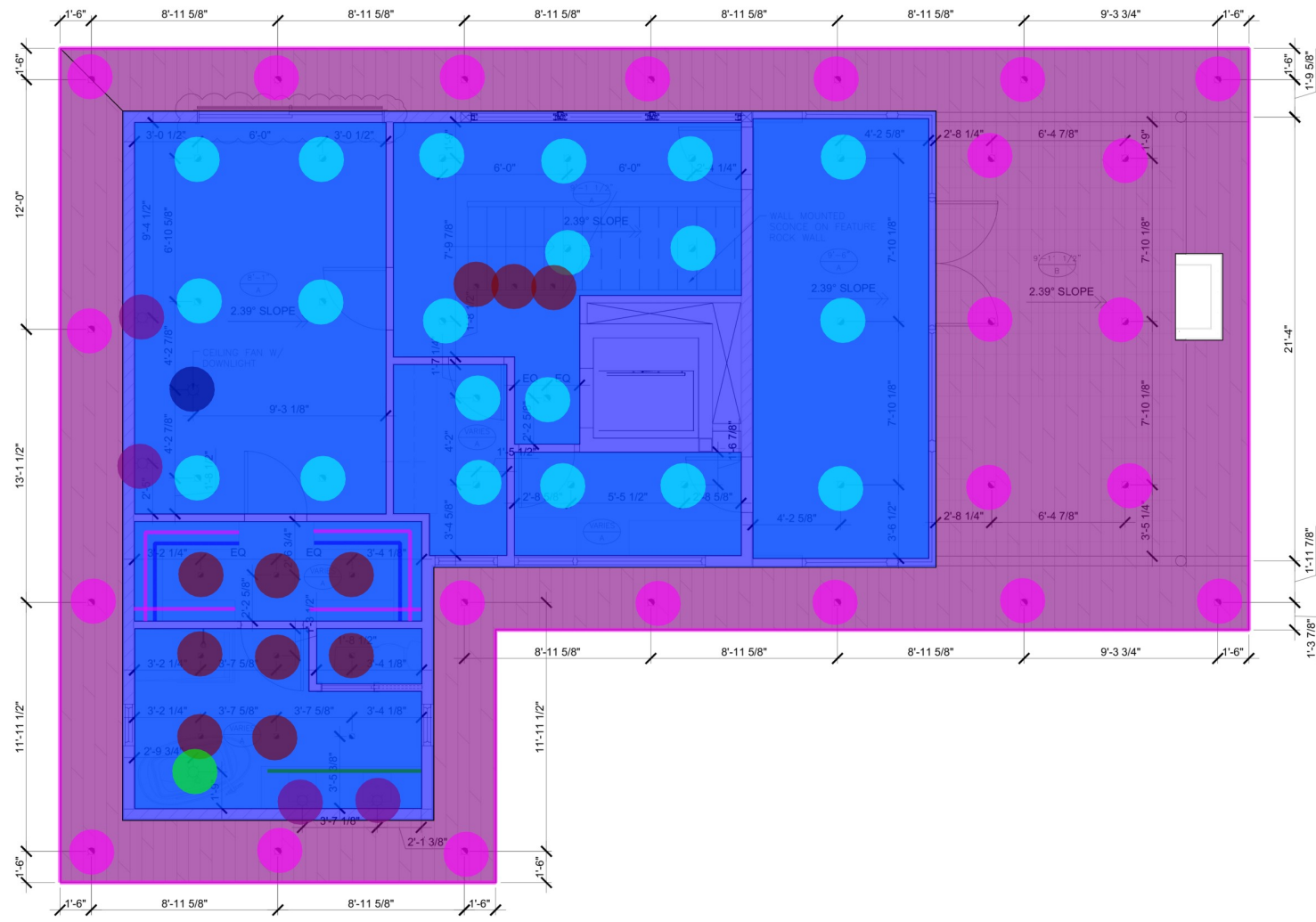
START DATE	2022.03.07
JOB NO.	21.163
SCALE	AS NOTED
DRAWN	-
CHECKED	-

SYMBOL LEGEND		
SYMBOL	DESCRIPTION	MOUNTING
●	2" Ø RECESSED POTLIGHT	CEILING/AS NOTED
●	4" Ø RECESSED POTLIGHT	CEILING
○	SURFACE MOUNTED LUMINAIRE	CEILING
○	SURFACE MOUNTED LUMINAIRE	WALL
—	LED STRIP LIGHTING	AS NOTED
□	SURFACE MOUNTED LUMINAIRE	CEILING

-  CEILING TYPE A
 GYPSUM BOARD
 PAINTED WHITE, PT1
-  CEILING TYPE B
 1X6 WOOD PLANKING
 STAINED
-  CEILING TYPE C
 WOOD PERGOLA (STRUCTURAL)
 STAINED

-  (1 X 6) Wood Plank Ceiling (Stained) **2880.2 SQ FT**
-  R3- Roof Type **1039.3 SQ FT**
-  R3- 5/8" Gypsum Board Ceiling **867.9 SQ FT**
-  (6" H) Wood Plank Ceiling (Stained) **194.4 FT**
-  (4" Dia) Exterior Recessed Ceiling Light **23.0 EA**
-  (4" Dia) Recessed Ceiling Light **20.0 EA**
-  (2" Dia) Recessed Ceiling Light **11.0 EA**
-  Pendant Light **1.0 EA**
-  Wall Sconce **4.0 EA**
-  LED Strip Lighting **7.4 FT**
-  Ceiling Fan W/ Downlight **1.0 EA**
-  (16" Wide) Shelving **27.9 FT**
-  Shelving Rod **15.7 FT**

- NOTES:
- REFER TO STRUCTURAL DOCUMENTATION IN CONJUNCTION WITH ARCHITECTURAL PLANS.
 - DRAWINGS TO BE READ IN CONJUNCTION WITH CONSULTANT DOCUMENTATION.
 - FIXTURE SELECTION TO BE CONFIRMED WITH CLIENT AND ARCHITECT FOR PRICING
 - REFER TO ARCHITECTURAL PLANS AND DWG 4/A923 FOR LIGHTING PLACEMENT REFERENCE ON STAIR TREADS & NOSING.



1 THIRD FLOOR PLAN
 A373 Scale: 1/4"=1'-0"

COPYRIGHT RESERVED. THIS PLAN AND DESIGN IS AND ALL RIGHTS REMAINS THE EXCLUSIVE PROPERTY OF MEKLEJOHN ARCHITECTS INC. AND MAY NOT BE USED WITHOUT THE ARCHITECTS' CONSENT.

No.	DATE	REVISION
02	2022.04.27	ISSUED FOR BUILDING PERMIT
03	2022.05.12	ISSUED FOR PRICING
04	2022.06.30	RE-ISSUED FOR PRICING
05	2022.07.21	RE-ISSUED FOR BUILDING PERMIT
06	2022.09.02	ISSUED FOR CONSTRUCTION

PROJECT TITLE
JACOBSEN RESIDENCE
 201 GRANDVIEW ST, PENTICTON
 LOT 3 DISTRICT LOT 188 SIMILKAMEEN
 DIVISION YALE DISTRICT PLAN 7640

DRAWING NUMBER
A373

DRAWING TITLE
RCP THIRD FLOOR

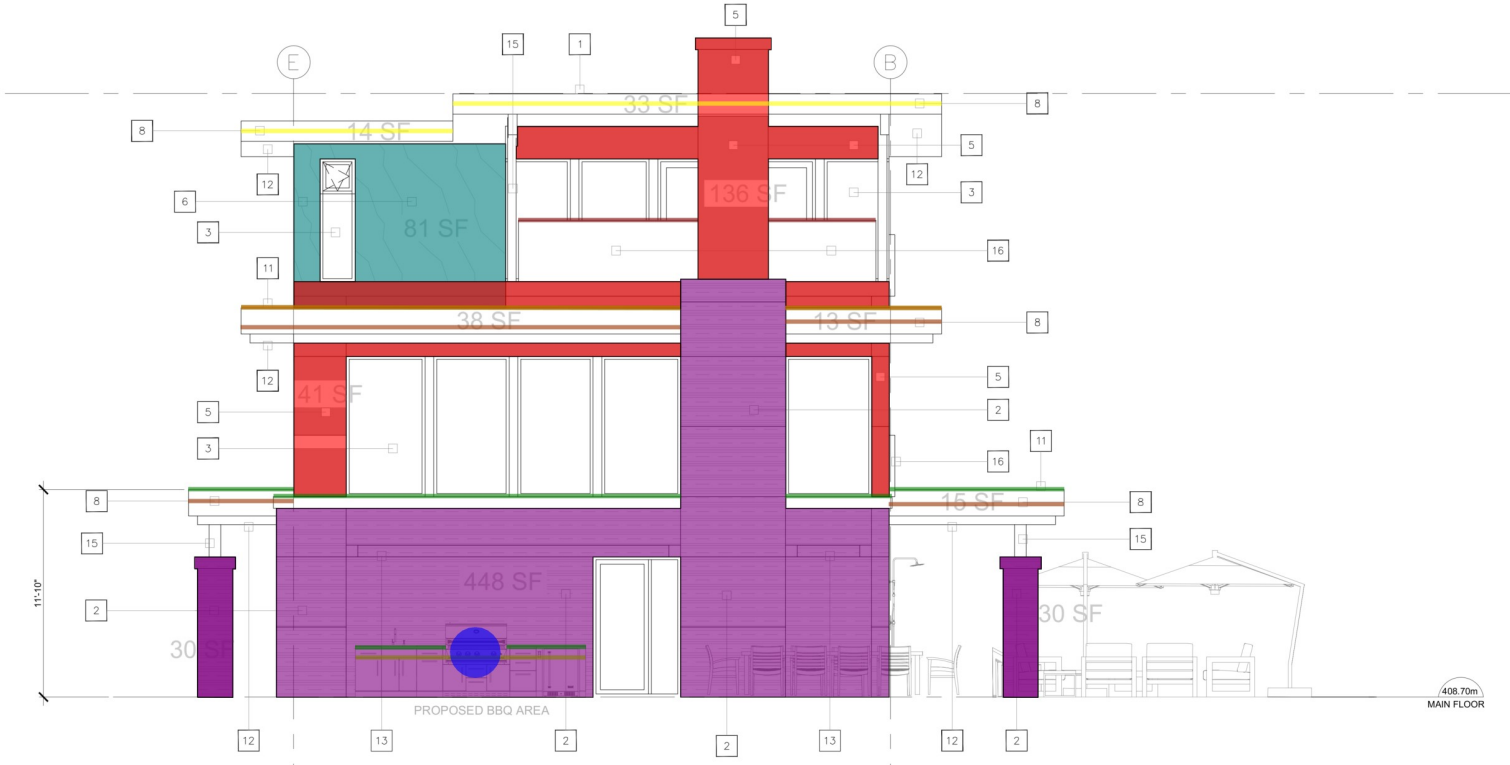
START DATE	2022.03.07
JOB NO.	21.163
SCALE	AS NOTED
DRAWN	-
CHECKED	-



NORTH ELEVATION
 SCALE: 3/16"=1'-0"

WEST ELEVATION
 SCALE: 3/16"=1'-0"

2- Porcelain Veneer Panel	934.6 SQ FT
5- Porcelain Veneer Panel	478.7 SQ FT
6- 8.25" Hardi Lap Siding	169.9 SQ FT
(16" Wide) Prefinished Flashing	120.2 FT
8- (18" H) Cementitious Fascia	115.4 FT
8- (14" Wide) Metal Cap Flashing	24.4 FT
(4" X 4") Metal Gutter	74.9 FT
8- (14" H) Cementitious Fascia	98.2 FT
16- (42" H) Exterior Glass Railing	65.3 FT
BBQ Grill	1.0 EA
(24" Wide) Countertop	9.7 FT
(24" Deep X 36" H) Base Cabinet	13.1 FT



- | | | | |
|--|---|---|---|
| 1 12" STANDING SEAM METAL ROOF (DARK GREY) | 5 PORCELAIN VENEER PANEL (HEARTH SMOKE CM08) | 9 SOLAR PANELS | 13 STAINED & SEALED WOOD/ POWDER COATED METAL BRISE SOLEIL |
| 2 PORCELAIN VENEER PANEL (OPAL TRAVERTINE CM84) | 6 HARDIE SELECT 8.25" LAP SIDING, WOODTONE RUSTICSERIES SUMMER WHEAT | 10 CUSTOM SOLID WOOD DOORS - STAINED & SEALED | 14 4' EXTERIOR GAS FIREPLACE |
| 3 VINYL/FIBERGLASS WINDOWS (BLACK INT. & EXT.) | 7 STAINED & SEALED WOOD TRELLIS, REFERENCE COATING:SIKKENS CETOL LOG AND SIDING, TEAK | 11 SBS ROOF | 15 HSS ROUND COLUMN (POWDERCOATED BLACK) |
| 4 CUSTOM SOLID WOOD ENTRY DOORS - STAINED & SEALED | 8 CEMENTINUOS FASCIA (JAMES HARDIE REF. COLOUR: IRON GRAY) | 12 6" CLEAR T&G CEDAR SOFFIT REFERENCE COATING:SIKKENS CETOL LOG AND SIDING, TEAK | 16 13 MM TEMPERED, LAMINATED GLASS RAILING IN BEZDAN EASY GLASS SLIM, ALUMINUM BASE SHOE - FASCIA MOUNT - ALLOY 6063-T5 |

COPYRIGHT RESERVED. THIS PLAN AND DESIGN IS AND AT ALL TIMES REMAINS THE EXCLUSIVE PROPERTY OF MEKLEJOHN ARCHITECTS INC AND MAY NOT BE USED WITHOUT THE ARCHITECTS' CONSENT.

No.	DATE	REVISION
02	2022.04.27	ISSUED FOR BUILDING PERMIT
03	2022.05.12	ISSUED FOR PRICING
04	2022.06.30	RE-ISSUED FOR PRICING
05	2022.07.21	RE-ISSUED FOR BUILDING PERMIT
06	2022.09.03	ISSUED FOR CONSTRUCTION

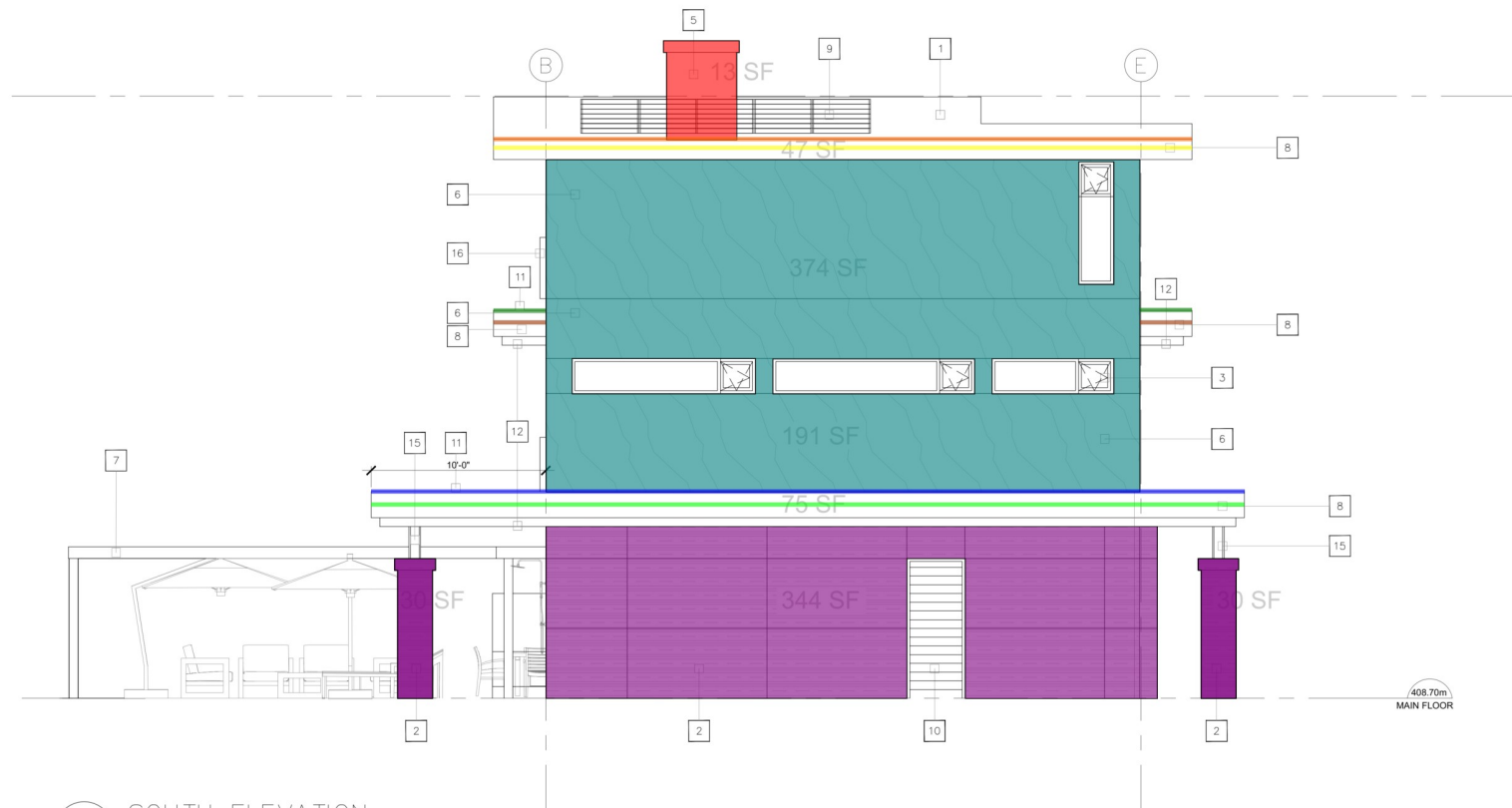
PROJECT TITLE
JACOBSEN RESIDENCE
 201 GRANDVIEW ST, PENTICTON
 LOT 3 DISTRICT LOT 188 SIMILKAMEEN
 DIVISION YALE DISTRICT PLAN 7640

DRAWING NUMBER
A421

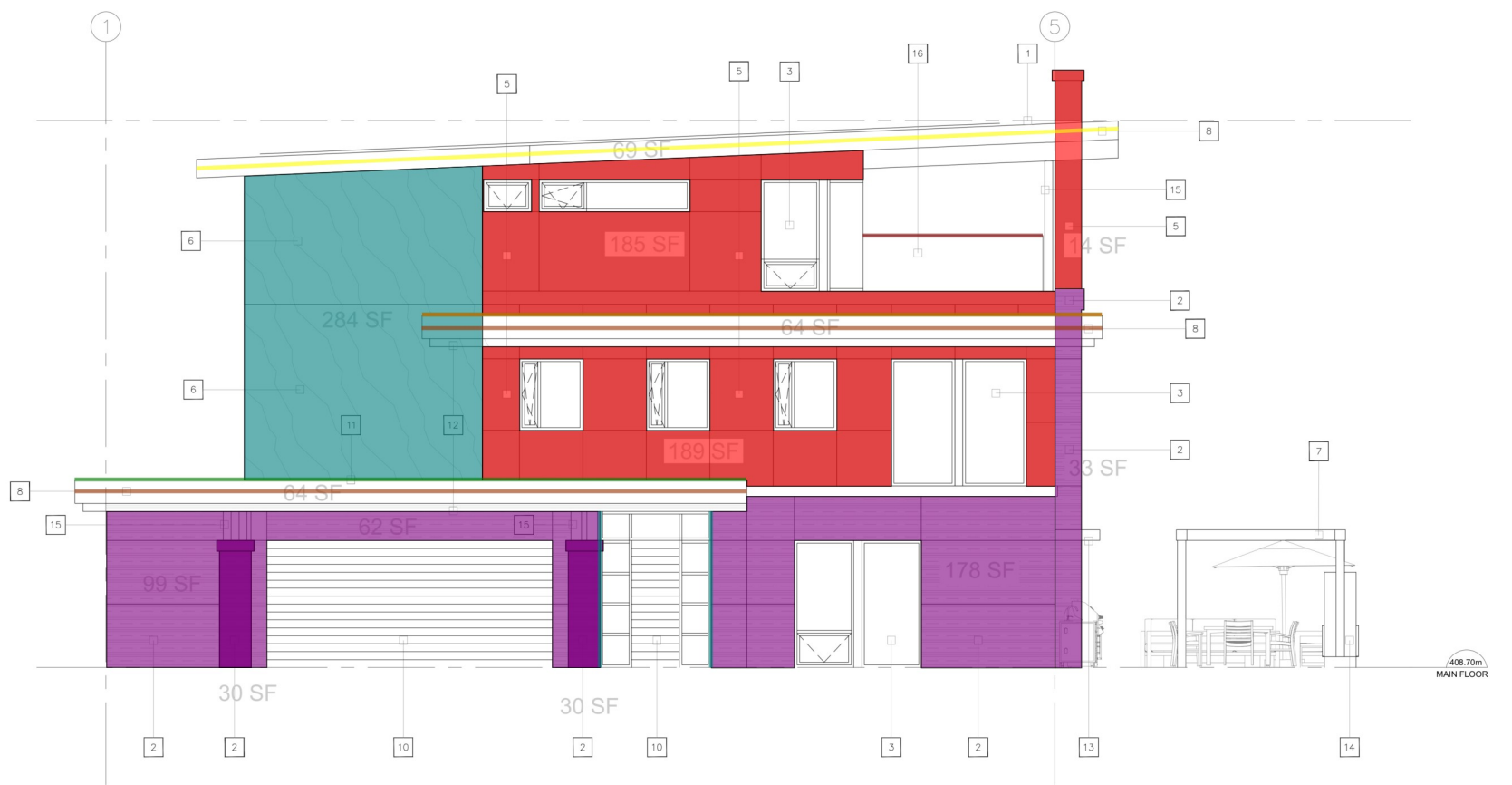
DRAWINGS ARE NOT TO BE SCALED.
 ALL DIMENSIONS SHALL BE VERIFIED ON SITE.

DRAWING TITLE
WEST & NORTH ELEVATIONS

START DATE	2022.09.03
JOB NO.	21.163
SCALE	AS NOTED
DRAWN	TGM
CHECKED	TC



SOUTH ELEVATION
 A421 SCALE: 3/16"=1'-0"



EAST ELEVATION
 A421 SCALE: 3/16"=1'-0"

2- Porcelain Veneer Panel	816.8 SQ FT
6- 8.25" Hardi Lap Siding	866.1 SQ FT
5- Porcelain Veneer Panel	419.2 SQ FT
8- (12" H) Cementitious Fascia	50.0 FT
8- (14" Wide) Metal Cap Flashing	50.0 FT
8- (18" H) Cementitious Fascia	91.3 FT
(4" X 4") Metal Gutter	82.9 FT
(16" Wide) Prefinished Flashing	91.2 FT
8- (14" H) Cementitious Fascia	98.1 FT
2- Porcelain Veneer Panel @ 5' Wide	19.7 FT
16- (42" H) Exterior Glass Railing	11.3 FT

1 12" STANDING SEAM METAL ROOF (DARK GREY)	5 PORCELAIN VENEER PANEL (HEARTH SMOKE CM08)	9 SOLAR PANELS	13 STAINED & SEALED WOOD/ POWDER COATED METAL BRISE SOLEIL
2 PORCELAIN VENEER PANEL (OPAL TRAVERTINE CM84)	6 HARDIE SELECT 8.25" LAP SIDING, WOODTONE RUSTICSERIES SUMMER WHEAT	10 CUSTOM SOLID WOOD DOORS - STAINED & SEALED	14 4' EXTERIOR GAS FIREPLACE
3 VINYL/FIBERGLASS WINDOWS (BLACK INT. & EXT.)	7 STAINED & SEALED WOOD TRELLIS, REFERENCE COATING:SIKKENS CETOL LOG AND SIDING, TEAK	11 SBS ROOF	15 HSS ROUND COLUMN (POWDERCOATED BLACK)
4 CUSTOM SOLID WOOD ENTRY DOORS - STAINED & SEALED	8 CEMENTINUOS FASCIA (JAMES HARDIE REF. COLOUR: IRON GRAY)	12 6" CLEAR T&G CEDAR SOFFIT REFERENCE COATING:SIKKENS CETOL LOG AND SIDING, TEAK	16 13 MM TEMPERED, LAMINATED GLASS RAILING IN BEZDAN EASY GLASS SLIM, ALUMINUM BASE SHOE - FASCIA MOUNT - ALLOY 6063-T5

COPYRIGHT RESERVED. THIS PLAN AND DESIGN IS AND AT ALL TIMES REMAINS THE EXCLUSIVE PROPERTY OF MEKLEJOHN ARCHITECTS INC. AND MAY NOT BE USED WITHOUT THE ARCHITECTS' CONSENT.

No.	DATE	REVISION
02	2022.04.27	ISSUED FOR BUILDING PERMIT
03	2022.05.12	ISSUED FOR PRICING
04	2022.06.30	RE-ISSUED FOR PRICING
05	2022.07.21	RE-ISSUED FOR BUILDING PERMIT
06	2022.09.03	ISSUED FOR CONSTRUCTION

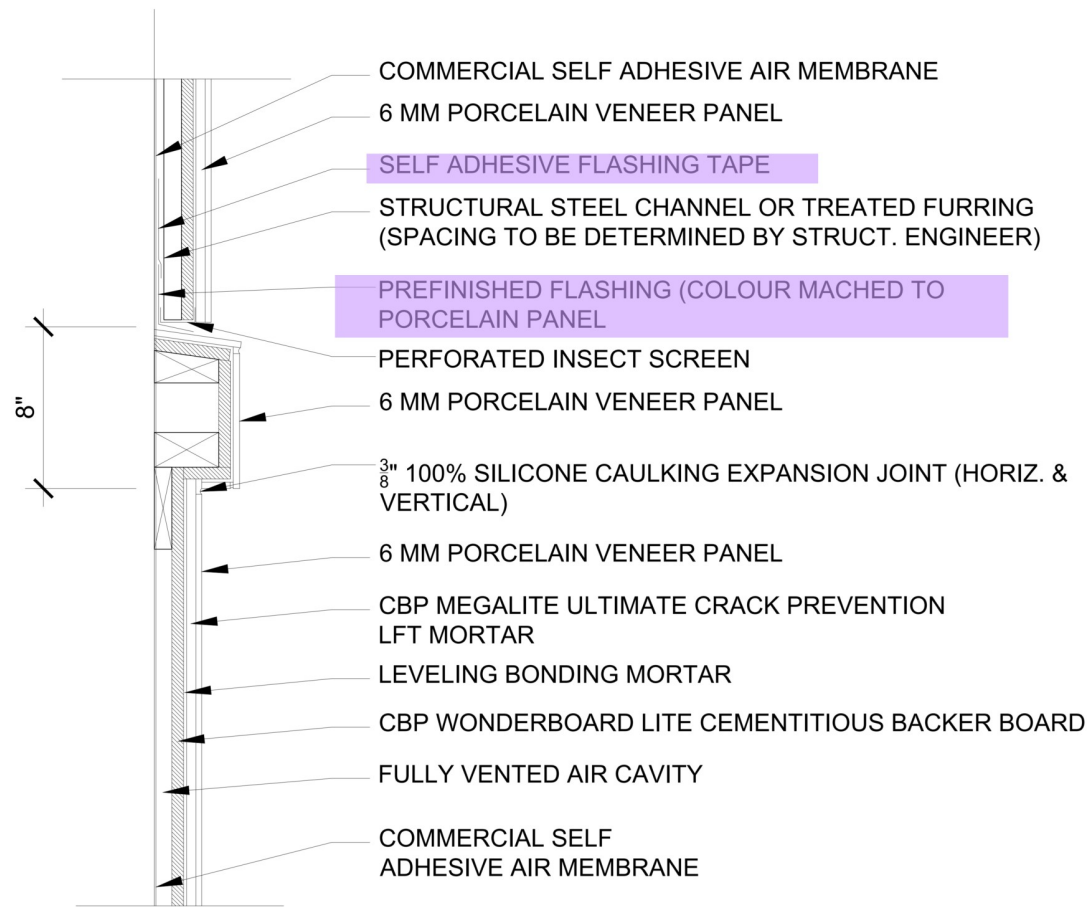
PROJECT TITLE
JACOBSEN RESIDENCE
 201 GRANDVIEW ST, PENTICTON
 LOT 3 DISTRICT LOT 188 SIMILKAMEEN
 DIVISION YALE DISTRICT PLAN 7640

DRAWING NUMBER
A422

DRAWINGS ARE NOT TO BE SCALED.
 ALL DIMENSIONS SHALL BE VERIFIED ON SITE.

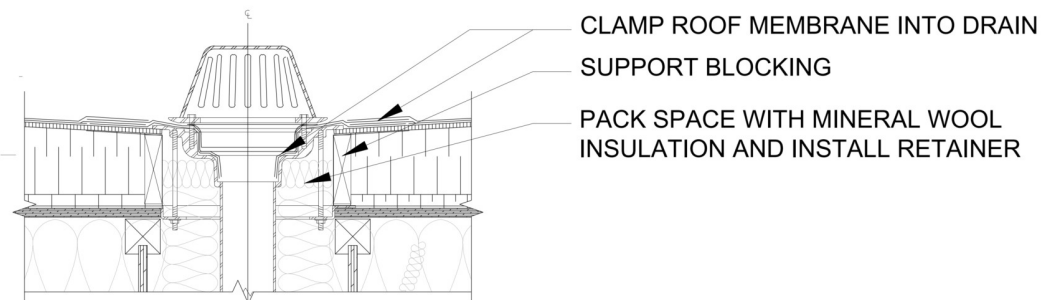
DRAWING TITLE
EAST & SOUTH ELEVATIONS

START DATE	2022.09.03
JOB NO.	21.163
SCALE	AS NOTED
DRAWN	TGM
CHECKED	TC



10 DETAIL '10'
 A441 SCALE: 1-1/2"=1'-0"

PREMANUFACTURED ROOF DRAIN
 INSTALLED AS PER MANUFACTURER'S
 SPECIFICATION. C/W FILTER SCREEN



11 TYPICAL EXPOSED ROOF DRAIN
 SCALE: 1-1/2"=1'-0"

COPYRIGHT RESERVED. THIS PLAN AND DESIGN IS AND AT ALL
 TIMES REMAINS THE EXCLUSIVE PROPERTY OF MEKLEJOHN
 ARCHITECTS INC. AND MAY NOT BE USED WITHOUT THE
 ARCHITECTS' CONSENT.

No.	DATE	REVISION
02	2022.04.27	ISSUED FOR BUILDING PERMIT
03	2022.05.12	ISSUED FOR PRICING
04	2022.06.30	RE-ISSUED FOR PRICING
05	2022.07.21	RE-ISSUED FOR BUILDING PERMIT
06	2022.09.03	ISSUED FOR CONSTRUCTION

PROJECT TITLE
JACOBSEN RESIDENCE

201 GRANDVIEW ST, PENTICTON
 LOT 3 DISTRICT LOT 188 SIMILKAMEEN
 DIVISION YALE DISTRICT PLAN 7640

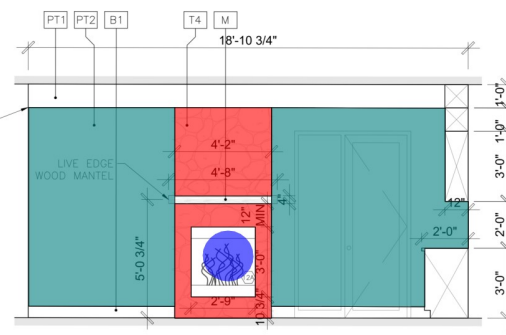
DRAWING NUMBER
A602

DRAWINGS ARE NOT TO BE SCALED.
 ALL DIMENSIONS SHALL BE VERIFIED ON SITE.
 DRAWING TITLE
DETAILS

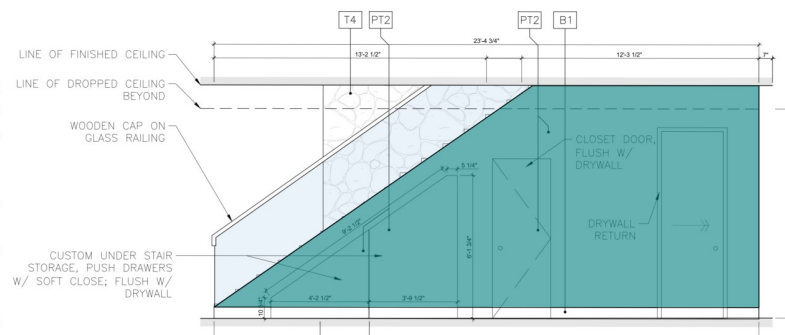
START DATE	2022.09.03
JOB NO.	21.163
SCALE	AS NOTED
DRAWN	TGM
CHECKED	TC



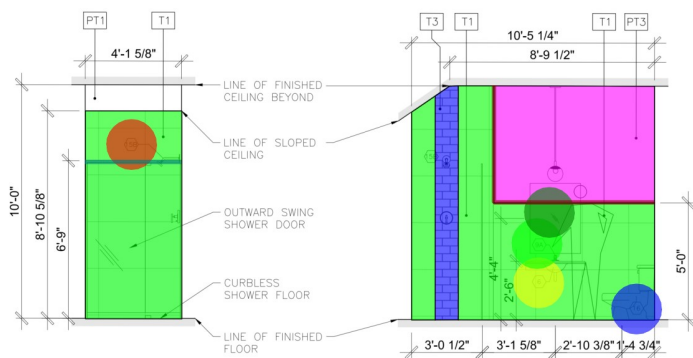
1 REC ROOM ELEVATION - EAST
A921 Scale: 1/4"=1'-0"



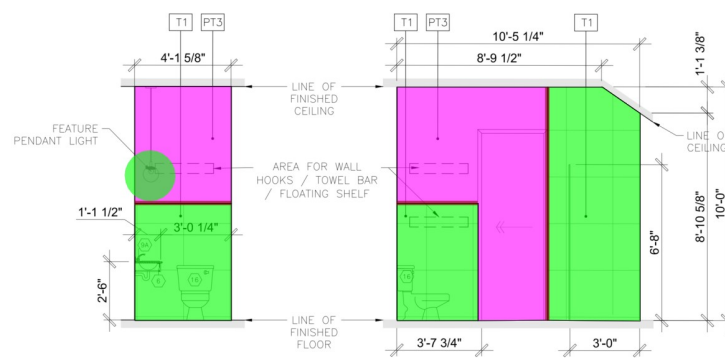
2 REC ROOM ELEVATION - NORTH
A921 Scale: 1/4"=1'-0"



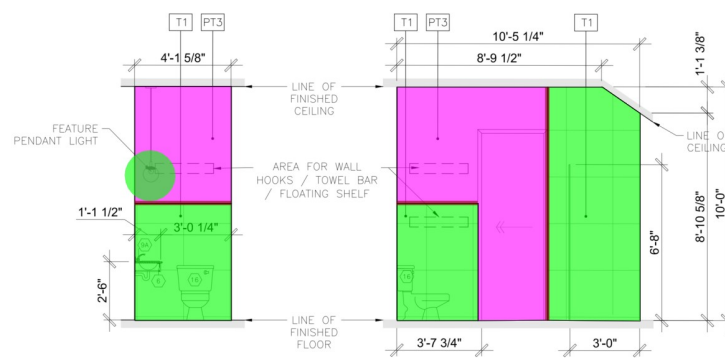
3 STAIR & HALLWAY ELEVATION - EAST
A921 Scale: 1/4"=1'-0"



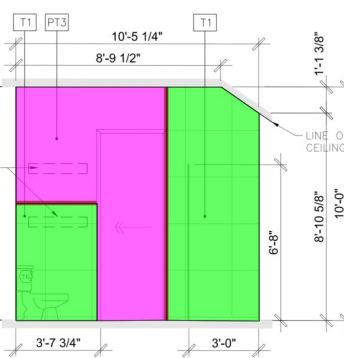
4 POWDER RM ELEVATION - NORTH
A921 Scale: 1/4"=1'-0"



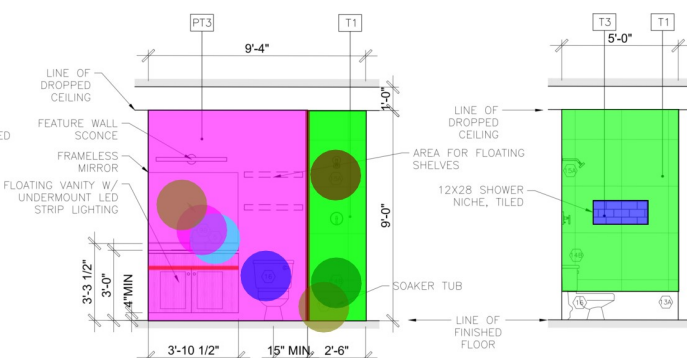
5 POWDER RM ELEVATION - EAST
A921 Scale: 1/4"=1'-0"



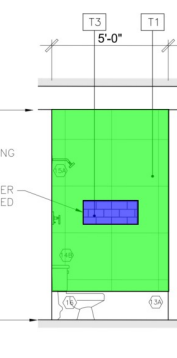
6 POWDER RM ELEVATION - SOUTH
A921 Scale: 1/4"=1'-0"



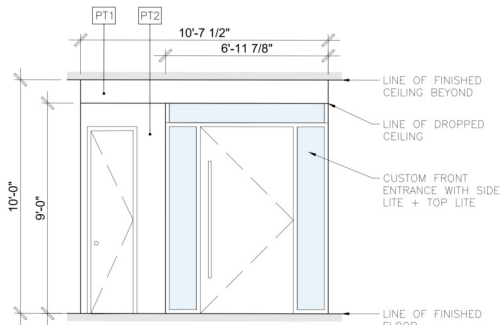
7 POWDER RM ELEVATION - WEST
A921 Scale: 1/4"=1'-0"



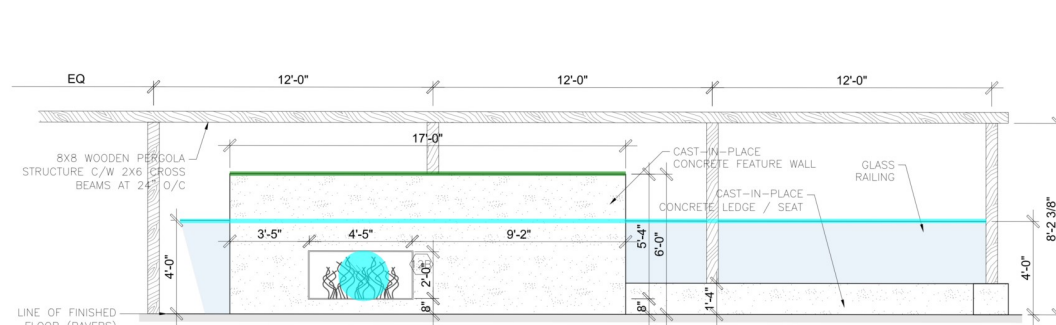
8 GUEST WC ELEVATION - NORTH
A921 Scale: 1/4"=1'-0"



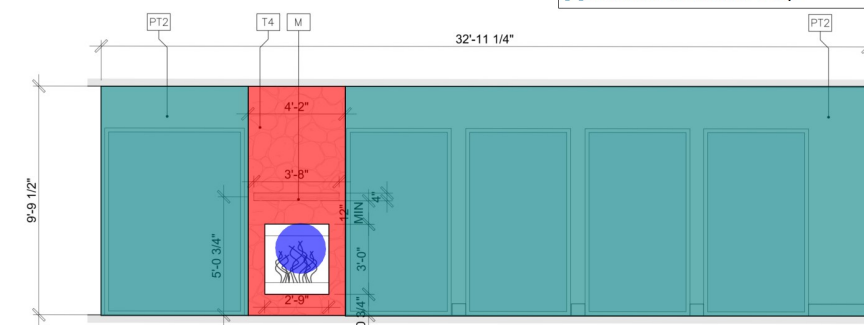
9 GUEST WC ELEVATION - SOUTH
A921 Scale: 1/4"=1'-0"



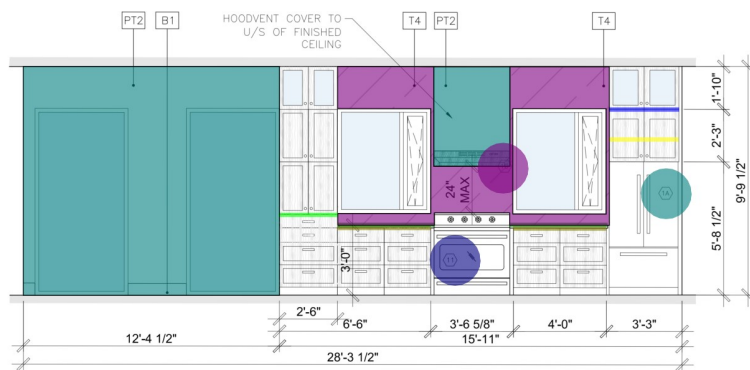
10 FRONT ENTRANCE ELEVATION - EAST
A921 Scale: 1/4"=1'-0"



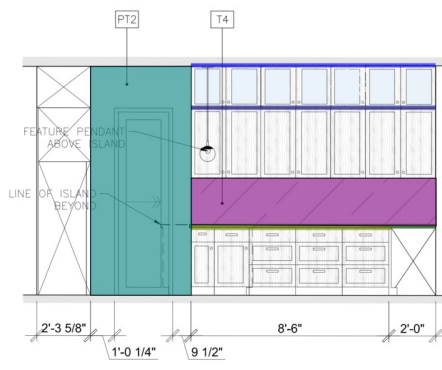
11 OUTDOOR FIREPLACE ELEVATION - NORTH
A921 Scale: 1/4"=1'-0"



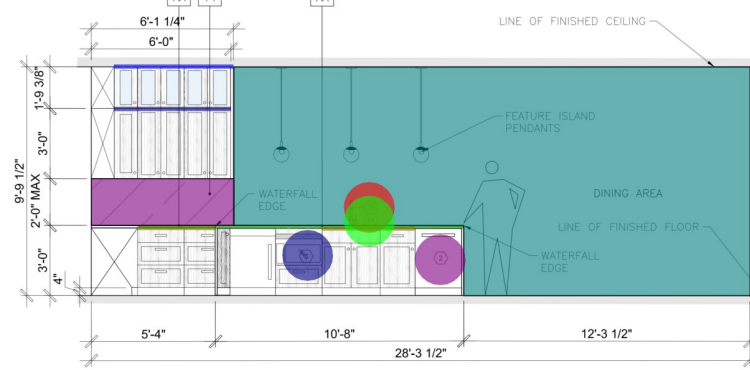
12 LIVING ROOM ELEVATION - NORTH
A921 Scale: 1/4"=1'-0"



13 KITCHEN / DINING ELEVATION - EAST
A921 Scale: 1/4"=1'-0"



14 KITCHEN ELEVATION - SOUTH
A921 Scale: 1/4"=1'-0"



15 KITCHEN ELEVATION - WEST
A921 Scale: 1/4"=1'-0"

- (24" Wide) Countertop 46.9 FT
- (24" Deep X 36" H) Base Cabinet 34.0 FT
- (12" Deep X 36" H) Upper Cabinet 29.6 FT
- (12" Deep X 12" H) Open Shelves 14.1 FT
- (22" Deep X 36" H) Floating Vanity 3.9 FT
- (24" Deep X 9'-10" H) Full Wall Cabinet 2.5 FT
- (12" Deep X 27" H) Upper Cabinet 3.0 FT
- (12" Deep X 22" H) Upper Cabinet 18.6 FT
- T3- Backsplash 89.0 SQ FT
- (12" Wide) Floating Shelves 11.0 FT
- Paint on Wall - P2 938.3 SQ FT
- T4- Stone Cladding 60.2 SQ FT
- T1- Wall Tile 254.5 SQ FT
- T3- Wall Tile 12.2 SQ FT
- Paint on Wall PT3 163.9 SQ FT
- Equipment - 7B 1.0 EA
- Equipment - 8 1.0 EA
- Equipment - 4B 1.0 EA
- Equipment - 1B 1.0 EA
- Equipment - 3 2.0 EA
- Equipment - 2 2.0 EA
- (6'-9" H) Glass Enclosure 4.1 FT
- Equipment - 15B 1.0 EA
- Equipment - 9A 1.0 EA
- Equipment - 6 1.0 EA
- Equipment - 16 2.0 EA
- Pendant Light 1.0 EA
- Equipment - 9B 1.0 EA
- Equipment - 5 1.0 EA
- Equipment - 15A 1.0 EA
- Equipment - 14B 1.0 EA
- Equipment - 13A 1.0 EA
- Equipment - 11 1.0 EA
- Equipment - 10 1.0 EA
- Equipment - 1A 1.0 EA
- Equipment - 7A 1.0 EA
- Equipment - 4A 1.0 EA
- (24" X 36") Mirror 1.0 EA
- (46" X 36") Mirror 1.0 EA
- (48" H) Glass Railing 34.5 FT
- (24" Wide X 6'-0" H) Cast in Place Concrete Feature Wall 17.0 FT
- (2'-9" X 3'-0") Fireplace 2.0 EA
- (4'-5" X 2'-0") Fireplace 1.0 EA
- Schluter Transition Strip 38.5 FT

MEKLEJOHN ARCHITECTURAL DESIGN INC.
184 - 288 BACKSTREET BLVD, PENTICTON, BC
TEL: 250-492-3143, EMAIL: CDR@MEKLEJOHN.COM
COPYRIGHT RESERVED

COPYRIGHT RESERVED. THIS PLAN AND DESIGN IS AND AT ALL TIMES REMAINS THE EXCLUSIVE PROPERTY OF MEKLEJOHN ARCHITECTS INC. AND MAY NOT BE USED WITHOUT THE ARCHITECT'S CONSENT.

No.	DATE	REVISION
02	2022.04.27	ISSUED FOR BUILDING PERMIT
03	2022.05.12	ISSUED FOR PRICING
04	2022.06.30	RE-ISSUED FOR PRICING
05	2022.02.21	RE-ISSUED FOR BUILDING PERMIT
06	2022.09.02	ISSUED FOR CONSTRUCTION
...
...
...

PROJECT TITLE
JACOBS RESIDENCE

201 GRANDVIEW ST, PENTICTON
LOT 3 DISTRICT LOT 188 SIMILKAMEEN
DIVISION YALE DISTRICT PLAN 7640

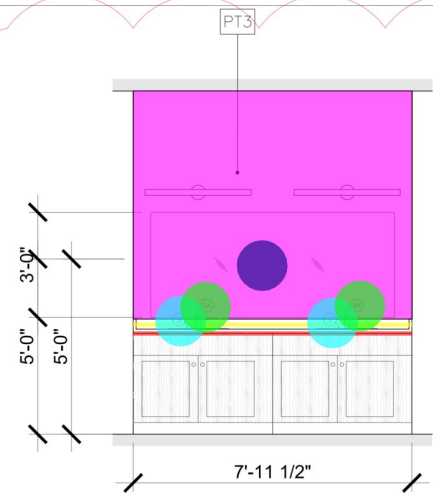
DRAWING NUMBER
A921

DRAWINGS ARE NOT TO BE SCALED.
ALL DIMENSIONS SHALL BE VERIFIED ON SITE.

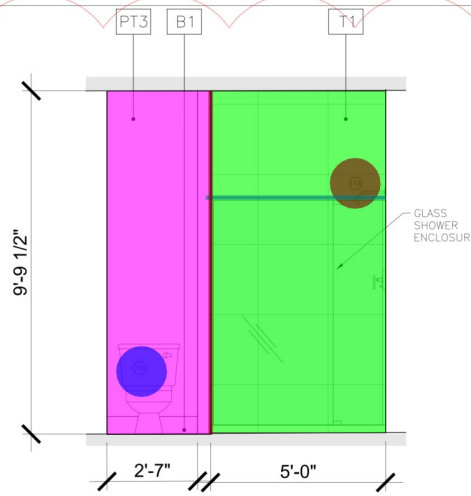
DRAWING TITLE
INTERIOR ELEVATION I

START DATE	2022.03.07
JOB NO.	21.163
SCALE	AS NOTED
DRAWN	-
CHECKED	-

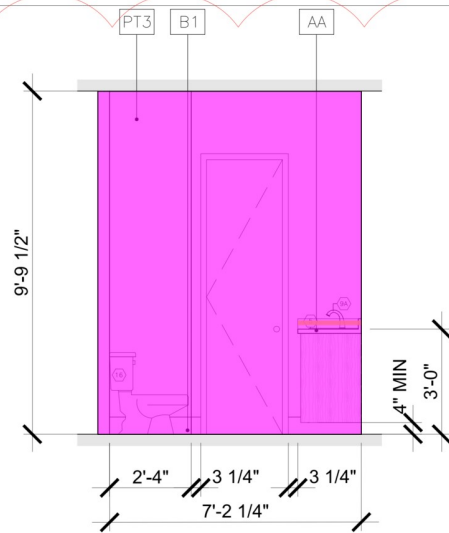
- NOTES:**
- 1 - REFER TO STRUCTURAL DOCUMENTATION IN CONJUNCTION WITH ARCHITECTURAL PLANS.
 - 2 - DRAWINGS TO BE READ IN CONJUNCTION WITH CONSULTANT DOCUMENTATION.
 - 3 - REFER TO A131 FOR FLOOR, WALL, & CEILING ASSEMBLY TYPES.
 - 4 - SCHLUTER EDGES & TRANSITIONS TO BE STAINLESS STEEL.
 - 5 - ALL CABINETRY DESIGN & MEASUREMENTS TO BE CONFIRMED W/ A KITCHEN/BATH DESIGNER AND THE CLIENT.
 - 6 - ALL FEATURE LIGHT FIXTURES TO BE DETERMINED BY CLIENT & LIGHTING DESIGNER.



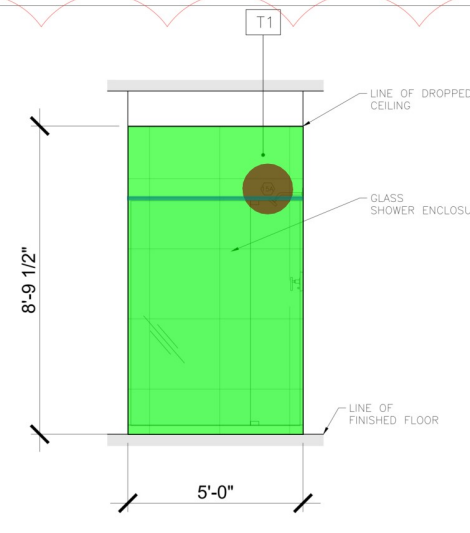
1 SECOND FLOOR ENSUITE ELEVATION - NORTH
A922 Scale: 3/8"=1'-0"



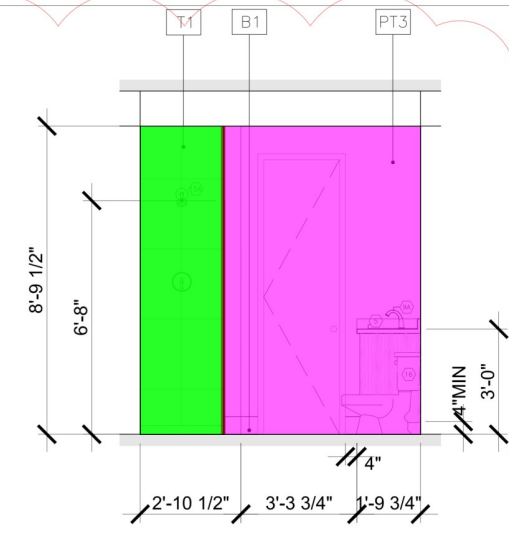
2 SECOND FLOOR ENSUITE ELEVATION - WEST
A922 Scale: 3/8"=1'-0"



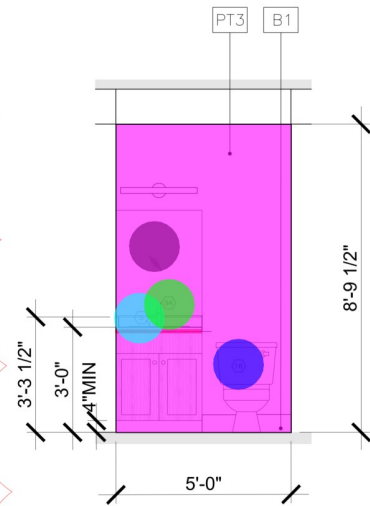
3 SECOND FLOOR ENSUITE ELEVATION - SOUTH
A922 Scale: 3/8"=1'-0"



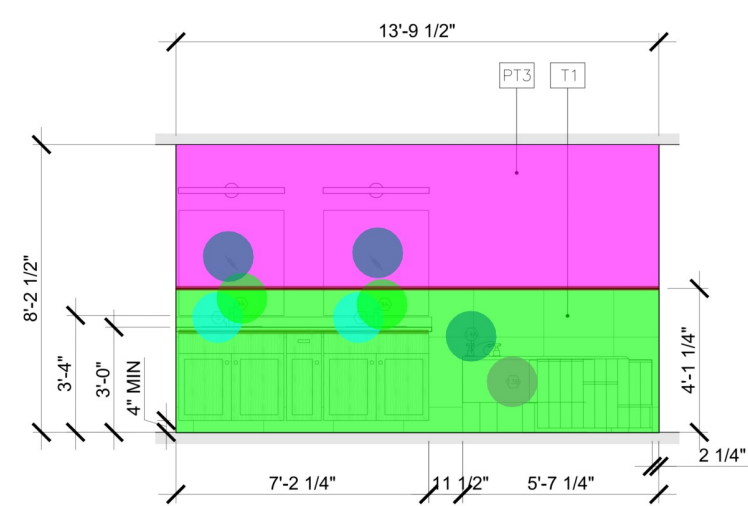
4 SECOND FLOOR BATH ELEVATION - EAST
A922 Scale: 3/8"=1'-0"



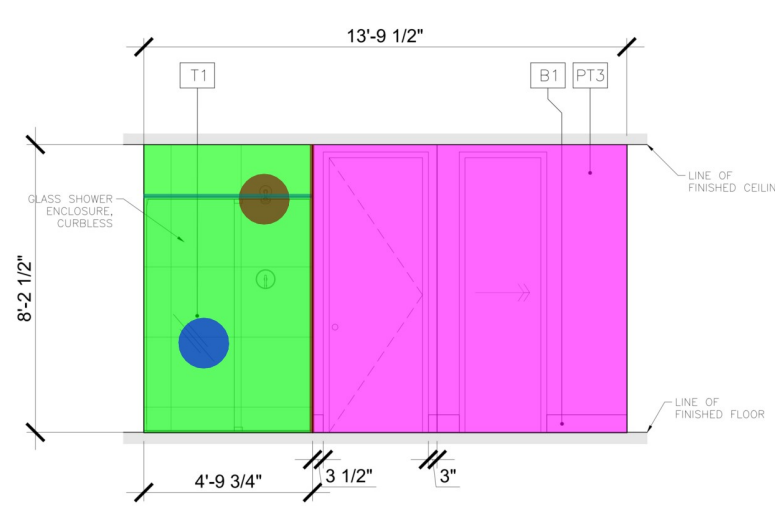
5 SECOND FLOOR BATH ELEVATION - SOUTH
A922 Scale: 3/8"=1'-0"



6 SECOND FLOOR BATH ELEVATION - WEST
A922 Scale: 3/8"=1'-0"



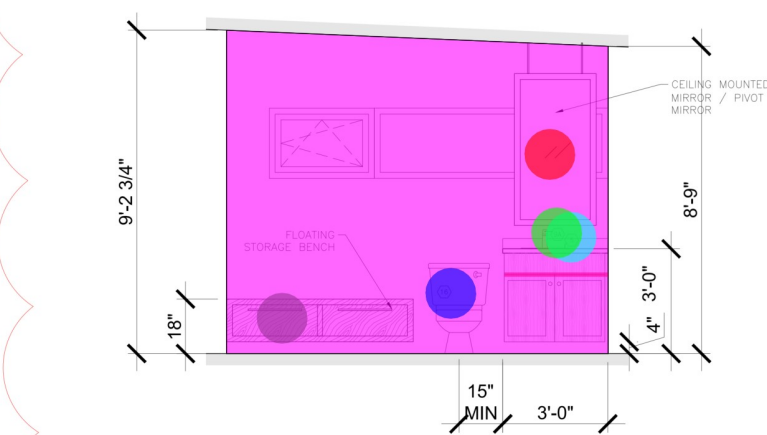
7 MASTER BATH ELEVATION EAST
A922 Scale: 3/8"=1'-0"



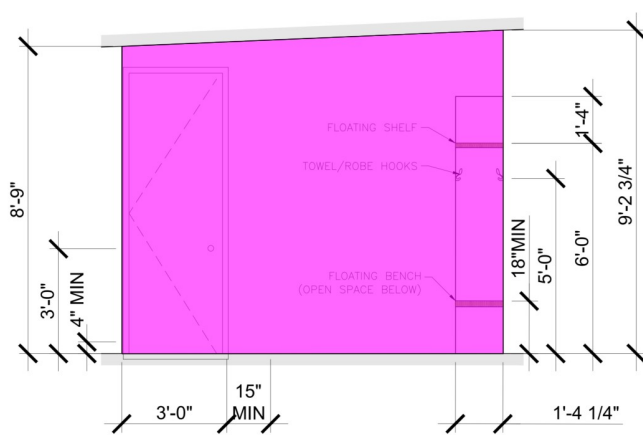
8 MASTER BATH ELEVATION - WEST
A922 Scale: 3/8"=1'-0"

- [L] (22" Deep X 36" H) Floating Vanity
- [L] (24" Deep X 36" H) Floating Vanity
- [C] (20" Wide X 14" H) Floating Storage Bench
- [S] (10" Wide) Floating Shelves
- [S] (12" Wide) Floating Shelves
- [P] Paint on Wall PT3
- [T] T1- Wall Tile
- [E] Equipment - 9A
- [E] Equipment - 5
- [L] (4" H) Backsplash
- [E] Equipment - 16
- [E] Equipment - 15A
- [L] (6'-9" H) Glass Enclosure
- [E] Equipment - 14A
- [E] Equipment - 13B
- [E] Washer
- [E] Dryer
- [M] (7'-0" X 36") Mirror
- [M] (30" X 36") Mirror
- [M] (36" X 36") Mirror
- [M] (28" X 52") Pivot Mirror
- [S] Schluter Transition Strip

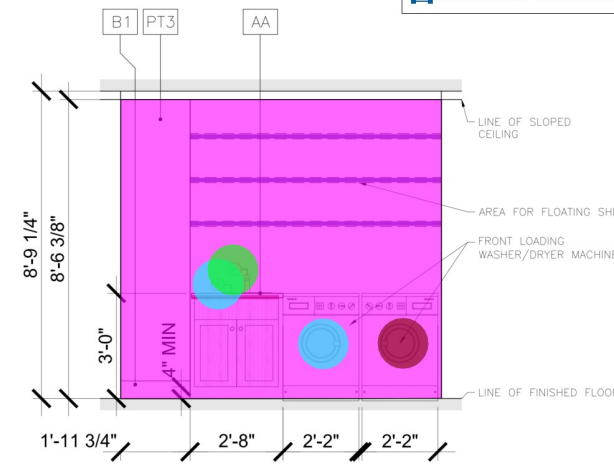
13.4 FT	[Color]
9.6 FT	[Color]
1.0 EA	[Color]
2.8 FT	[Color]
21.5 FT	[Color]
652.8 SQ FT	[Color]
230.7 SQ FT	[Color]
7.0 EA	[Color]
7.0 EA	[Color]
11.6 FT	[Color]
4.0 EA	[Color]
3.0 EA	[Color]
15.0 FT	[Color]
1.0 EA	[Color]
1.0 EA	[Color]
1.0 EA	[Color]
1.0 EA	[Color]
1.0 EA	[Color]
40.6 FT	[Color]



1 THIRD FLOOR CHANGE INTERIOR ELEVATION - EAST
A926 Scale: 3/8"=1'-0"



1 THIRD FLOOR CHANGE INTERIOR ELEVATION - WEST
A926 Scale: 3/8"=1'-0"



1 THIRD FLOOR LAUNDRY INTERIOR ELEVATION - SOUTH
A926 Scale: 3/8"=1'-0"

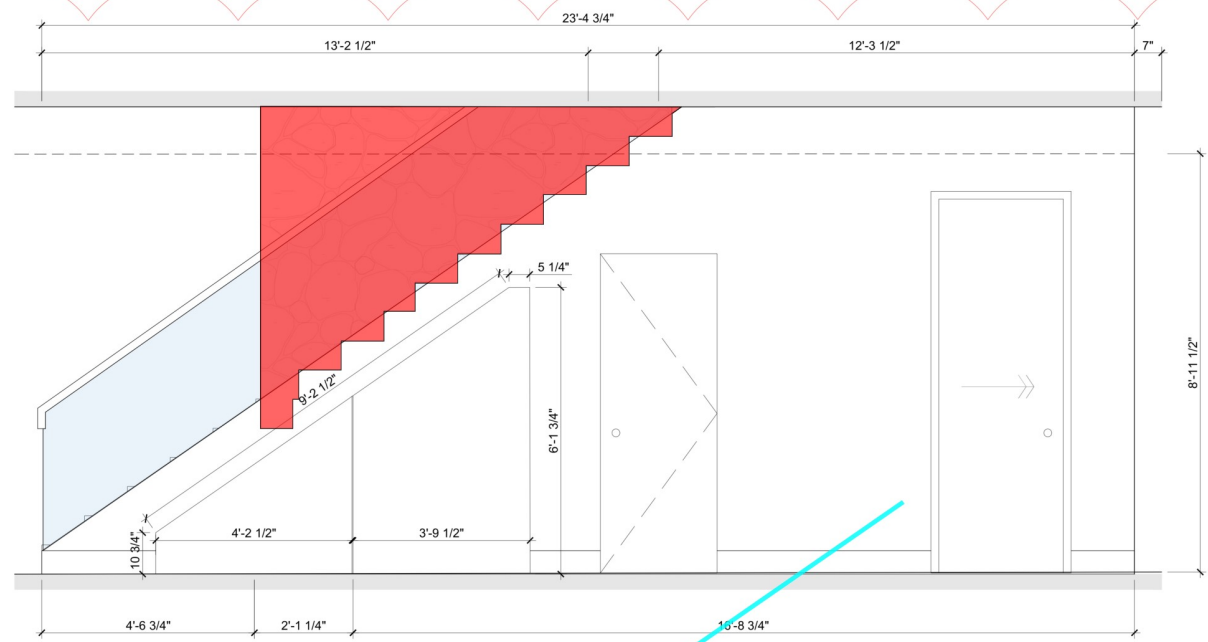
PROJECT TITLE
JACOBSEN RESIDENCE

201 GRANDVIEW ST, PENTICTON
LOT 3 DISTRICT LOT 188 SIMLKAMEEN
DIVISION YALE DISTRICT PLAN 7640

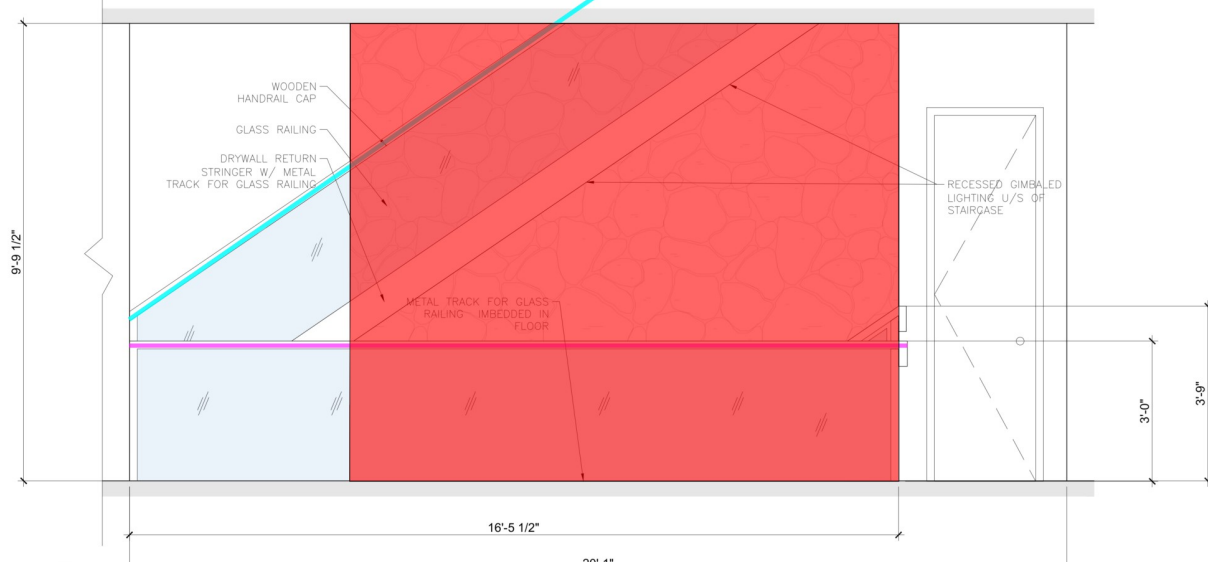
DRAWING NUMBER
A922

DRAWING TITLE
INTERIOR ELEVATION II

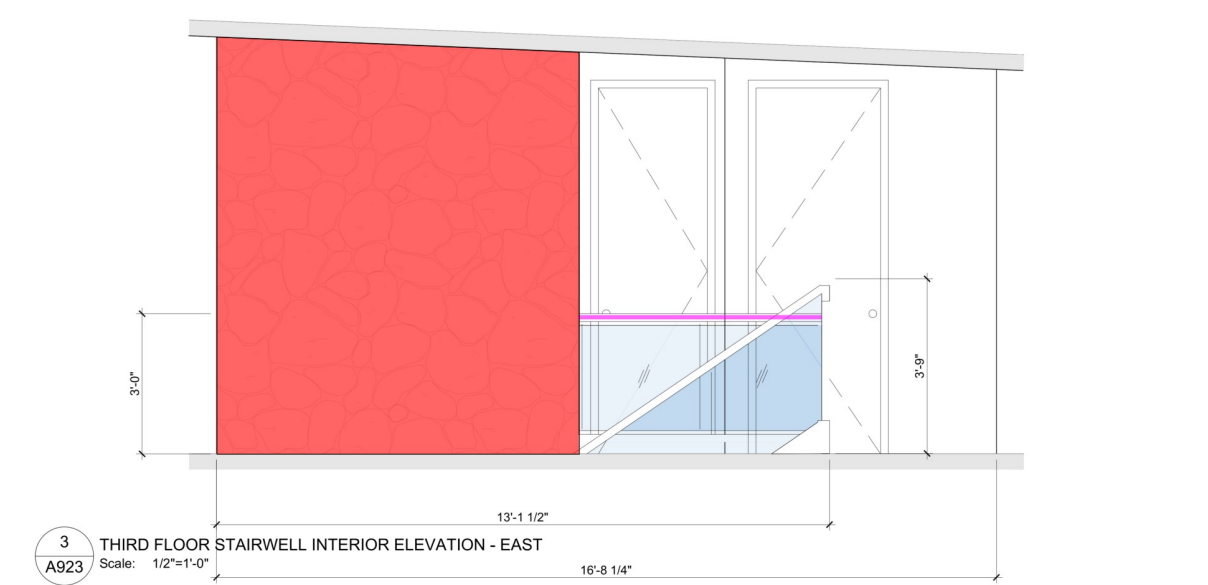
START DATE	2022.03.07
JOB NO.	21.163
SCALE	AS NOTED
DRAWN	-
CHECKED	-



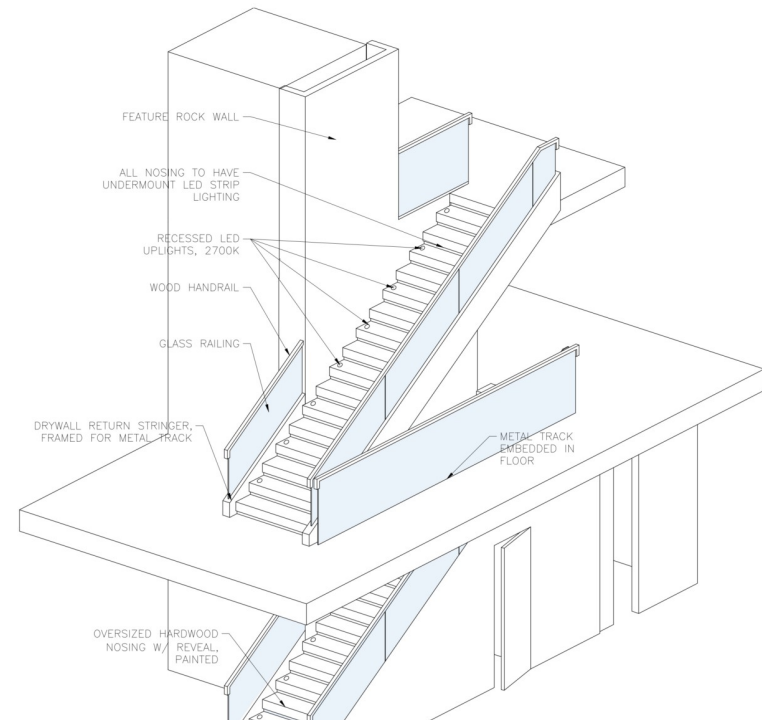
1
 A923 GROUND FLOOR STAIRWELL INTERIOR ELEVATION - EAST
 Scale: 1/2"=1'-0"







2
 A923 SECOND FLOOR STAIRWELL INTERIOR ELEVATION - EAST
 Scale: 1/2"=1'-0"




3
 A923 THIRD FLOOR STAIRWELL INTERIOR ELEVATION - EAST
 Scale: 1/2"=1'-0"




4
 A923 INTERIOR STAIR ISO PERSPECTIVE
 Scale: NTS

	(36" H) Glass Railing W/ Wooden Handrail Cap		21.9 FT
	(3'-9" H) Glass Railing W/ Wooden Handrail Cap		40.3 FT
	T4- Stone Cladding		213.5 SQ FT



5
 A923 HANDRAIL REFERENCE IMAGE
 Scale: NTS



6
 A923 STAIRCASE REFERENCE IMAGE
 Scale: NTS

COPYRIGHT RESERVED. THIS PLAN AND DESIGN IS AND AT ALL TIMES REMAINS THE EXCLUSIVE PROPERTY OF MEIKLEJOHN ARCHITECTS INC AND MAY NOT BE USED WITHOUT THE ARCHITECTS' CONSENT.

No.	DATE	REVISION
02	2022.04.27	ISSUED FOR BUILDING PERMIT
03	2022.05.12	ISSUED FOR PRICING
04	2022.06.30	RE-ISSUED FOR PRICING
05	2022.07.21	RE-ISSUED FOR BUILDING PERMIT
06	2022.08.02	ISSUED FOR CONSTRUCTION
...
...
...

PROJECT TITLE
JACOBSEN RESIDENCE
 201 GRANDVIEW ST, PENTICTON
 LOT 3 DISTRICT LOT 188 SIMILKAMEEN
 DIVISION YALE DISTRICT PLAN 7640

DRAWING NUMBER
A923

DRAWINGS ARE NOT TO BE SCALED. ALL DIMENSIONS SHALL BE VERIFIED ON SITE.

DRAWING TITLE
INTERIOR ELEVATION III

START DATE	2022.03.07
JOB NO.	21.163
SCALE	AS NOTED
DRAWN	-
CHECKED	-